

NATIONAL POWER EQUIPMENT, INC.

2025 Edition

N P E...

The right equipment, at the right price, right now!



Your source for used and remanufactured air and vacuum circuit breakers, substation switchgear, protective relays and related parts.

800-647-0815

NPEINC.COM

National Power Equipment, Inc.

Contact Information

Phone: 800-647-0815

216-898-2680

Fax: 216-898-2684

Text: 216-509-0088

Ken Prince - President

Cell: 216-509-0088

Email: kprince@NPEinc.com

Dave Oravec - General Manager/Sales

Cell: 440-666-3586

Email: daveo@NPEinc.com

Robin Putich - Office Manager

Cell: 216-440-0959

Email: rputich@NPEinc.com

www.NPEinc.com

info@NPEinc.com

Table of Contents



Available Equipment

	Page
Aftermarket Parts	4
Circuit Breakers	20
Relays	24
Current Transformers	40
Potential Transformers	50
Fuses	52



5400 W. 161st Street
Brook Park, OH 44142

800-647-0815
Fax 216-898-2684

www.NPEinc.com
Email: info@NPEinc.com






















NPE AFTERMARKET PARTS

We have spent years developing sources for aftermarket parts. Whether it's a simple steel bracket that provides alignment, an improvement in an insulation material to make it shatter resistant or a complex plastic molding that always seems to break; chances are good that we have a solution for you. Either in stock for immediate shipment or with lead times measured in days, not weeks or months.

The Right Part, at the Right Price, Right Now!

ALLIS CHALMERS/SIEMENS ALLIS			
	<p>P/N 10000652 456D Shutter Assembly OEM 14-231-662-001*</p>		<p>P/N 100002042 FC/MA Flexible Puffer Tube</p>
	<p>P/N 100002352 AM Vertical Lift Cell Side Secondary</p>		<p>P/N 100002852 FC 500 Rear Barrier Channel</p>
	<p>P/N 100003712 Contactor Bump Stop</p>		<p>P/N 100002502 FC 515 Main Shaft Bushing</p>
	<p>P/N 100002832 FC Charging Handle</p>		<p>P/N 100003202 FC/MA Slow Close/Spring Block Tool</p>
	<p>P/N 100003612 FC Charging Handle (for SE Mech. Style Breakers)</p>		<p>P/N 100003802 FC/MA TOC w/1 switch</p>
	<p>P/N 100002622 FC Fifth Wheel</p>		<p>P/N 100003062 FC/MA Umbilical Cord</p>
	<p>P/N 100003722 FC Puffer Manifold</p>		<p>P/N 100003352 GMI Standoff Insulator</p>
	<p>P/N 100002462 FC 500A/B Puffer Tube OEM 71-208-524-001*</p>		<p>P/N 100003082 GMI/GMSG Secondary Block OEM 18-814-029-501*</p>
	<p>P/N 100000542 FC/MA Crack Resistant Flash Barrier OEM 71-112-971-001*</p>		<p>P/N 100003792 GMI Trip Actuator Snubber OEM 18-658-137-201*</p>
	<p>P/N 100002002 FC/FA Racking Handle</p>		<p>P/N 100000202 LA 25A Arc Chute Support</p>

























*P/N used to reference original OEM's for identification purposes only. They are not manufactured or warranted by OEM.
Look for the **Made in USA** symbol ★. Keep America Working!

ALLIS CHALMERS/SIEMENS ALLIS	
<p>★ </p> <p>P/N 100003222 LA 50 Front Cover MO</p>	<p>★ </p> <p>P/N 100000962 LA 3000-4000 Extension Rails</p>
<p>★ </p> <p>P/N 100002342 LA 50 Lift Yoke</p>	<p>★ </p> <p>P/N 100003482 LA 3000-4000 "Old Style" Phase Barrier</p>
<p>★ </p> <p>P/N 100001152 LA 1600 Cover (MO) OEM 18-657-346-537*</p>	<p>★ </p> <p>P/N 100003402 LA 3000A/3200A/4000A Moving Main Contact Push Link OEM 18-393-685-001*</p>
<p>★ </p> <p>P/N 100001882 LA 1600 Cover (EO) OEM 18-657-346-550*</p>	<p>★ </p> <p>P/N 100002612 LA 3200A Spring Perch</p>
<p>★ </p> <p>P/N 100001612 LA 600 Cover (MO) OEM 18-657-346-523*</p>	<p>★ </p> <p>P/N 100003582 LA 3200A/LA 4000A Inner Phase Barrier</p>
<p>★ </p> <p>P/N 100001622 LA 600 Cover (EO) OEM 18-657-346-579*</p>	<p>★ </p> <p>P/N 100003592 LA 3200A/LA 4000A Outer Phase Barrier</p>
<p>★ </p> <p>P/N 100002742 LA 600/1600 Handle Bumper OEM 71-141-866-001*</p>	<p>★ </p> <p>P/N 100003212 LA Close Hood OEM 18-657-882-559*</p>
<p>★ </p> <p>P/N 100003232 LA 600/800 Lifting Yoke</p>	<p>★ </p> <p>P/N 100001642 LA Handle Return Spring OEM 71-141-761-001*</p>
<p>★ </p> <p>P/N 100003602 LA 3000 Barrier</p>	<p>★ </p> <p>P/N 100000662 LA Phase Barriers (specify frame size)</p>
<p>★ </p> <p>P/N 100000672 LA 3000 Operating Link-coarse OEM 71-141-112-001*</p>	<p>★ </p> <p>P/N 100003092 LA/RL Breaker Cam Kit OEM 18-666-205-533*</p>
<p>★ </p> <p>P/N 100000682 LA 3000 Operating Link-fine</p>	<p>★ </p> <p>P/N 100002722 LA/RL Handle Bumper OEM 15-171-399-007*</p>
<p>★ </p> <p>P/N 100002492 LA 3000/4000 Lift Yoke</p>	<p>★ </p> <p>P/N 100003072 LA/RL Racking Handle OEM 669D080P72*</p>

*P/N used to reference original OEM's for identification purposes only. They are not manufactured or warranted by OEM.
Look for the **Made in USA** symbol ★. Keep America Working!



ALLIS CHALMERS/SIEMENS ALLIS








	P/N 100002642 LA 3200/RL 3200 Spring Seat OEM 18-657-822-171*		P/N 100002802 MA Arc Chute Skirt (right side)
	P/N 100003072 LA/RL Racking Handle OEM 669D080P72*		P/N 100001492 MA Puffer Tube OEM 71-114-548-001*
	P/N 100001362 (complete) LAF Blown Fuse Lockout OEM 18-392-070-501*		P/N 100003782 MA250B Racking Handle
	P/N 100001372 LAF Blown Fuse Lockout (cover) OEM 71-240-599-001*		P/N 100002732 MA/SE Shaft Bushing
	P/N 100000212 LAF Blown Fuse Lockout (body) OEM 71-240-600-001*		P/N 100003452 RL AC/DC Motor Limit Switch OEM 15-171-186-010*
	P/N 100001502 LAF Blown Fuse Lockout (with hardware)		P/N 100003472 RL AC Motor Limit Switch OEM 15-171-399-013*
	P/N 100001212 LAF Blown Fuse Lockout (lever)		P/N 100003462 RL Motor Toggle Switch OEM 00-871-523-008*
	P/N 100003382 LAF Fuse Mounting Insulator		P/N 100003362 RL Close Hood
	P/N 100003022 LA(F)/RL Close Spring Bushing (small— 0.70" long)		P/N 100002842 RL Four Way Common Block OEM 15-171-399-051*
	P/N 100003042 LA(F)/RL(E) Close Spring Bushing (medium— 1.75" - 5/8" ID)		P/N 100003772 RL Motor Limit Switch (DC) OEM 15-171-323-003*
	P/N 100003572 LBS-SE2 Switch Handle		P/N 10003692 RL Prop Bearing OEM 18-732-790-004*
	P/N 100002792 MA Arc Chute Skirt (left side)		P/N 100002662 RL PTO Support OEM 18-732-790-004*

*P/N used to reference original OEM's for identification purposes only. They are not manufactured or warranted by OEM.
Look for the **Made in USA** symbol ★. Keep America Working!

























ALLIS CHALMERS/SIEMENS ALLIS	
★ 	P/N 100003812 RL Racking "L" Bracket
	P/N 100003502 RL Racking Screw Assembly
	P/N 100002672 RL Racking Shutter OEM 18-752-300-514*
★ 	P/N 100003742 RL 1600 Spring Seat OEM 18-657-938-304*
	P/N 100003682 RL 1600-RLE 2000 Spring Seat OEM 18-657-939-170*
	P/N 100003032 RL 800 Spring Seat OEM 18-657-938-303*
	P/N 100003672 RL 800-RL-2000 Charging Handle OEM 18-735-641-059*
	P/N 100003512 RL 800-RL-2000 Racking Screw OEM 18-735-641-059*
★ 	P/N 100002772 RL 800/1600/2000 Inner Barriers
★ 	P/N 100002572 RL(E) 800/1600/2000 Left Hand Outer Phase Barrier OEM 18-398-937-001*
★ 	P/N 100002592 RL (E) 800/1600/2000 Right Hand Outer Phase Barrier OEM 18-398-937-002*
★ 	P/N 100002632 RL 2000 Spring Seat
★ 	P/N 100003492 RL 3200 Lower Phase Barrier
★ 	P/N 100002582 RL 3200/4000 Left Hand Phase Barrier OEM 18-398-937-003*
★ 	P/N 100002602 RL 3200/4000 Right Hand Phase Barrier OEM 18-398-937-004*
	P/N 100002542 RL 3200/4000/5000 Close Spring Bushing (large 1.75"-.75" ID)
	P/N 100003662 RL 3200- RL 5000 Charging Handle OEM 18-398-288-067*
	P/N 100003702 RL 3200- RL 5000 Racking Screw OEM 18-735-641-060*
	P/N 100003242 RL 4000 Spring Seat OEM 18-657-854-166*
★ 	P/N 100003762 RL Spring Hanging Bearing
★ 	P/N 100003752 RLE Spring Seat OEM 18-658-145-239*
	P/N 100001122 Sytek Security Key

*P/N used to reference original OEM's for identification purposes only. They are not manufactured or warranted by OEM.
Look for the **Made in USA** symbol ★. Keep America Working!

FPE		
★ 	P/N 100002393 50H-2/3 Secondary Disconnect Block with contacts (breaker side) OEM 49E-536-1*	
★ 	P/N 100002403 50H-2/3 Secondary Disconnect Block (breaker side) OEM 49E-536-1*	
★ 	P/N 100002363 DST-2 Arcing Contact	
★ 	P/N 100001093 DST-2 Close/Trip Knob OEM 118946 GR.R*	
★ 	P/N 100002333 DST-2 Open/Close Indicator Assy. OEM 118948/2*	
★ 	P/N 100002343 DST-2 Puffer Bladder	
★ 	P/N 100001663 DST-2 Racking Handle	








*P/N used to reference original OEM's for identification purposes only. They are not manufactured or warranted by OEM.
 Look for the **Made in USA** symbol ★ . Keep America Working!

GENERAL ELECTRIC	
<p>★  P/N 100003214 AK Arc Chute Retainer T-Bolt</p>	<p>★  P/N 100003684 AK 25 Handle OEM 669D807P1*</p>
<p> P/N 10003594 AK Charging Gearbox Gasket OEM 6447102P1*</p>	<p>★  P/N 100000704 AK 50/75/100 Handle OEM 286A8096G2*</p>
<p>★  P/N 100001194 AK Motor Seal Kit</p>	<p>★  P/N 100003084 AK 75 Horizontal Flash Barrier</p>
<p>★  P/N 100003654 AK 100 Lift Yoke</p>	<p> P/N 100002654 AK 75 Stationary Contact Shield</p>
<p>★  P/N 100003044 AK(U) 2 25 Secondary Bracket (cell side)</p>	<p> P/N 100001064 AK/AKR Bell Alarm Switch (2 NO) OEM 425D304G*</p>
<p>★  P/N 100000504 AK 2(A) 25 & AKR D 30S Maintenance Handle OEM 286A886G1*</p>	<p> P/N 100003564 AK/AKR Bell Alarm Switch (1 NO, 1 NC)</p>
<p>★  P/N 100000384 AK 2 25 Secondary Bracket</p>	<p>★  P/N 100001244 AK/AKR Control Relay Molding for OEM 192A9770P(1-9)*</p>
<p>★  P/N 100000824 AK 2A 25 Cradle Position Indicator Tape (16 3/8" long)</p>	<p>★  P/N 100003464 AK/AKR Crossbar Locking Tab</p>
<p>★  P/N 100000834 AK 2A 50/75/100 & AKR A 30/50 Cradle Position Indicator Tape (17 7/8")</p>	<p> P/N 100001054 AK/AKR Manual Charging Adapter</p>
<p>★  P/N 100000684 AK 2A 25 Secondary Bracket (right side)</p>	<p>★  P/N 100002944 AK/AKR Secondary Block (reconditioned) with new contacts</p>
<p>★  P/N 100003094 AK 50 Horizontal Flash Barrier</p>	<p> P/N 100000954 AK/AKR/AMH Secondary Contact OEM 192A9886P1*</p>

GENERAL ELECTRIC	
	P/N 100002694 AK/AKR Trip Shaft Bearing with groove OEM 192A9653P4*
	P/N 100002924 AKR 30/50 Mechanism Bushing Kit
	P/N 100002704 AK/AKR Trip Shaft Bearing w/groove OEM 192A9653P21*
	P/N 100003234 AKR 30/50 Plastic Barrier OEM 568B614P1*
	P/N 100001704 AK/AKR/Wavepro/ML-11 Mech. "F" Switch (normally open) OEM 192A7153P7*
	P/N 100003424 AKR 75 Arcing Contact Pin
	P/N 100002054 AK/AKR/Wavepro/ML-11 Mech. "G" Switch (normally closed) OEM 192A7153P8*
	P/N 100002684 AKR 75/100 Arcing Contact Link OEM 193A1189P1*
	P/N 10003404 AK/AKU Crossbar Bumper
	P/N 100000464 AKR 75/100 Full Hub Racking Gear
	P/N 100003054 AKD 10 Kirk Key Interlock
	P/N 100000394 AKR 75/100 Hubless Racking Gear
	P/N 100003064 AKD 5 Jackscrew Cradle Indicator Tape Roller OEM 10091353G2*
	P/N 100000474 AKR 75/100 Partial Hub Racking Gear
	P/N 10003664 AKR Phase Barrier
	P/N 100000944 AKR 30/50/75/100 New Style Auxiliary Switch OEM 139C452G28*
	P/N 10003584 AKR 75/100 & AK 75 Lifting Yoke
	P/N 100002914 AKR D 75/100 & AKR F 75/100 Racking Interlock Slide
	P/N 10003674 AKR/Wavepro New Style Racking Interlock
	P/N 100003004 AKR (U) Crossbar Bumper
	P/N 10003284 AKR/Wavepro Racking Handle OEM 193A1990P1* OEM 568B731G1*
	P/N 100000224 AL 2 50 Secondary Disconnect (base)
	P/N 100003604 AKR 30/50 Lifting Yoke OEM 0247B8961G002*
	P/N 100000234 AL 2 50 Secondary Disconnect (complete)

*P/N used to reference original OEM's for identification purposes only. They are not manufactured or warranted by OEM.
Look for the **Made in USA** symbol ★. Keep America Working!



GENERAL ELECTRIC			
	<p>P/N 100003574 AL 2 50 Trip Button Shaft</p>		<p>P/N 100003134 AM Raise Lower Mech Bearing & Bushing Kit (Fabricated)</p>
	<p>P/N 100003384 AM 4.16-350 3000A Shutter (cell)</p>		<p>P/N 100001554 AM Raise Lower Motor 120AC/125DC with switch</p>
	<p>P/N 100003484 AM 4.16-350 Flash Barrier OEM 0619C0464P009*</p>		<p>P/N 100001544 AM Raise Lower Motor 120AC/125DC without switch</p>
	<p>P/N 100000424 AM Bottle Repotting</p>		<p>P/N 100001574 AM Raise Lower Motor 220AC/250DC with switch OEM 0149C9619G004*</p>
	<p>P/N 100003504 AM Slide Clutch/Dog Bone</p>		<p>P/N 100001564 AM Raise Lower Motor 220AC/250DC without switch</p>
	<p>P/N 100003394 AM Flash Barrier OEM 006445087P004*</p>		<p>P/N 100003614 AM Raise Lower Motor 48VDC without switch</p>
	<p>P/N 100003224 AM ML 13 Charging Bushing</p>		<p>P/N 100003624 AM Raise Lower Motor 48VDC with switch</p>
	<p>P/N 100000554 AM ML 13 Mech Oil Bushing Kit (complete) OEM 0156C9403-G001*</p>		<p>P/N 100001754 AM Raise Lower Motor Coupler</p>
	<p>P/N 100003374 AM ML 13 Needle Bearing and Sleeve Kit</p>		<p>P/N 100000714 AM Raise Lower Motor Base Plate</p>
	<p>P/N 100000604 AM ML 13 Prop Bushing</p>		<p>P/N 100000364 AM Secondary Contact Crimp Connector</p>
	<p>P/N 100003274 AM Raise Lower Crank</p>		<p>P/N 100003104 AM Slow Close Handle</p>
	<p>P/N 100003124 AM Raise Lower Mech Bearing & Bushing Kit (Cast)</p>		<p>P/N 100002864 AM Square Secondary Umbilical Cord OEM 006518709G002*</p>















*P/N used to reference original OEM's for identification purposes only. They are not manufactured or warranted by OEM.
Look for the **Made in USA** symbol ★. Keep America Working!

























GENERAL ELECTRIC			
★ 	P/N 100003294 AM Stationary Contact Tool	★ 	P/N 100001744 MVT Ground Defeat Cable
	P/N 100003474 AM ML-18 Manual Charge Roller		P/N 100000724 MVT+ Communication Plug
★ 	P/N 100001694 AMH Racking Handle	★ 	P/N 100003264 Nelson Secondary
★ 	P/N 100001114 AMH Secondary Block—8 pin OEM 0195A4055R001		P/N 100001684 RMS 9 / MVT+ Plug Spacer
★ 	P/N 100001104 AMH Secondary - 8 pin (with contacts)	★ 	P/N 100000534 SE 100 Operating Handle
	P/N 100003414 Limitamp Cell Side Secondary (old style)	★ 	P/N 100002934 SST-ECS Ground Defeat Cable
★ 	P/N 100002084 Limitamp Close Coil 115 VAC OEM 1D300G102*	★ 	P/N 100002714 VB / VB1 Indicator Tape
★ 	P/N 100001714 Limitamp Close Coil 230 VAC OEM 1D300G124*	★ 	P/N 100002854 VB1/PVDB Manual Charge Handle OEM 0282A7227P001*
★ 	P/N 100002104 Limitamp Close Coil 230 VDC OEM 1D300G144*		P/N 100003454 VB / VB1 MOC Switch OEM 0282A4547G102*
★ 	P/N 100002094 Limitamp Close Coil 76 VDC OEM 1D300G152*		P/N 100003524 VB / VB1 Racking Handle
	P/N 100001444 Limitamp Pole Shader OEM 284A96P2*	★ 	P/N 100003544 VB / VB1 Rackout Arm Assy. (left) OEM 0209B3584G001*
★ 	P/N 100003514 Limitamp Sensor Bar Hook	★ 	P/N 100003554 VB / VB1 Rackout Arm Assy. (right) OEM 0209B3584G002*






















*P/N used to reference original OEM's for identification purposes only. They are not manufactured or warranted by OEM.
Look for the **Made in USA** symbol ★ . Keep America Working!

























GENERAL ELECTRIC	
<p>★</p> 	<p>P/N 100002954 VB / VB1 Secondary Disconnect Block (breaker side) OEM 0209B3579G001*</p>
<p>★</p> 	<p>P/N 100003354 Wavepro Lift Yoke</p>
<p>★</p> 	<p>★</p> <p>P/N 100002974 VB / VB1 Secondary Disconnect Block with contacts (breaker side)</p>
<p>★</p> 	<p>P/N 100003634 WPH-32 Barrier</p>
<p>★</p> 	<p>P/N 100002984 VB / VB1 Secondary Disconnect Block with wiring harness (breaker side)</p>
<p>★</p> 	<p>P/N 100003014 VB / VB1 Secondary Disconnect Block (cell side) OEM 0209B4052G009*</p>
<p>★</p> 	<p>P/N 100003024 VB / VB1 Secondary Disconnect Block with contacts (cell side)</p>
<p>★</p> 	<p>P/N 100003034 VB / VB1 Secondary Disconnect Block with wiring harness (cell side) OEM 0209B4052G002*</p>
<p>★</p> 	<p>P/N 100003244 VB / VB1 Secondary Disconnect Block Contact (breaker side) OEM 0282A2081P001*</p>
<p>★</p> 	<p>P/N 100003254 VB / VB1 Secondary Disconnect Block Contact (cell side) OEM 0282A081P002*</p>
<p>★</p> 	<p>P/N 100003494 VB / VB1 Secondary Disconnect Assembly Kit (cell side)</p>
<p>★</p> 	<p>P/N 100002994 VB / VB1 Secondary Disconnect Block Contact Removal Tool OEM 318845-1*</p>
<p>★</p> 	<p>P/N 100002844 VB / VB1 Spring Block OEM 0209B8043G001*</p>
<p>★</p> 	<p>P/N 100000934 VB1 New Style Auxiliary Switch OEM 0209B4825P001*</p>

*P/N used to reference original OEM's for identification purposes only. They are not manufactured or warranted by OEM.
Look for the **Made in USA** symbol ★ . Keep America Working!

























ITE	
★  <p>P/N 100001475 15HK Shutter Assembly</p>	 <p>P/N 100002925 HK/K-Line/MB 5/16" Horseshoe Retainer OEM 702312-A00*</p>
★  <p>P/N 100002815 5HK Cell Side Secondary Contact</p>	 <p>P/N 100002945 HK/K-Line/MB 5/32" & 3/16" Horseshoe Retainer OEM 703156-A00*</p>
 <p>P/N 100003615 5HK Charging Motor Bushing</p>	★  <p>P/N 100001075 HK/K-Line/VHK Control Relay Molding (coil half) OEM 708392TC7-10*</p>
★  <p>P/N 100002885 5HK Secondary Block</p>	★  <p>P/N 100001085 HK/K-Line/VHK Control Relay Molding (mounting) OEM 191921TC3-14*</p>
 <p>P/N 100001435 HK Manual Charging Handle OEM 187912A*</p>	★  <p>P/N 100001695 HK/VHK Racking Handle OEM 160800T9*</p>
★  <p>P/N 100000975 HK Slow Close Bracket/Spring Block (flat style) OEM 194147T10*</p>	★  <p>P/N 100003035 HK/VHK Closed Retaining Ring OEM 650433-A00*</p>
★  <p>P/N 100000985 HK Slow Close Bracket/Spring Block (round style) OEM 194147T9*</p>	 <p>P/N 100003565 K225-K2000 Maintenance Accessory Kit OEM 709770-T01*</p>
 <p>P/N 100001185 K-Line Control Relay Trip Rod Kit OEM 708527-A00*</p>	★  <p>P/N 100003095 K 3000/4000/HK Close Spring Bushing OEM 192225-A00*</p>
 <p>P/N 100002905 HK/K-Line/MB 1/2" Horseshoe Retainer OEM 192500-A00*</p>	 <p>P/N 100003595 K3000/4000 Racking Screw</p>
 <p>P/N 100002935 HK/K-Line/MB 1/4" Horseshoe Retainer OEM 703250-A00*</p>	★  <p>P/N 100003635 K600/800 Insulation Shield, Interphase Barrier OEM 708290-A00*</p>
 <p>P/N 100002915 HK/K-Line/MB 3/8" Horseshoe Retainer OEM 192375-A00*</p>	 <p>P/N 100001595 KB/KC Retainer Stud OEM 5417*</p>

ITE	
<p>★  P/N 100001625 KB/KC Racking Handle</p>	<p> P/N 100003625 K-Line Nylon Screw Block</p>
<p>★  P/N 100001035 KB Steelback Auxiliary Secondary Bracket</p>	<p>★  P/N 100001635 K-Line Racking Handle</p>
<p>★  P/N 100001605 KB Steelback Hooded Barrier Assembly OEM 5511*</p>	<p>★  P/N 100003105 LK Lift Yoke (2500/3200/4200 Amps)</p>
<p>★  P/N 100001045 KC Auxiliary Secondary Bracket</p>	<p>★  P/N 100003115 LK Lift Yoke (800/1600/2000 Amps)</p>
<p>★  P/N 100001615 KC Hooded Barrier Assembly OEM 5412*</p>	<p> P/N 100003585 MB (E) Side Barrier</p>
<p> P/N 100003395 KC Slateback Handle OEM 700848-K8*</p>	<p> P/N 100003575 Pistol Grip Handle</p>
<p> P/N 100001895 KC Steelback Secondary Bracket (excluding G)</p>	<p> P/N 100003605 PSC Switch Push Rod 5KV</p>
<p>★  P/N 100001645 KC-G Hooded Barrier Assembly OEM 5413*</p>	<p> P/N 100003385 SACE Spring Charge/Discharge Flag</p>
<p>★  P/N 100002135 KDA/KEA Handle with Latch OEM 700848-K8*</p>	<p> P/N 100003415 VHK Manual Charging Handle</p>
<p>★  P/N 100001585 K-Line Adjustable Lift Bracket</p>	
<p>★  P/N 100001675 K-Line Buffer Bushing OEM 702810-A00*</p>	
<p> P/N 100003405 K-Line Charging Handle K225-K4000</p>	

*P/N used to reference original OEM's for identification purposes only. They are not manufactured or warranted by OEM.
Look for the **Made in USA** symbol ★ . Keep America Working!

WESTINGHOUSE			
	P/N 100003408 Ampgard ISO Switch Female Interlock Plug		P/N 100000808 DB 75 Aluminum Rackout Tray (single/3 position)
	P/N 100003418 Ampgard ISO Switch Male Interlock Plug		P/N 100000818 DB 75/100 Racking Handle
	P/N 100003428 Ampgard ISO Switch Guide		P/N 100001208 DB Control Relay Arc Chute (small)
	P/N 100003398 Ampgard LFM4 ISO Switch Shutter and Link		P/N 100001218 DB Control Relay Blowout Coil (small) OEM 1589340*
	P/N 100003458 Ampgard Secondary Plug (cell side)		P/N 100000488 DB Control Relay Body (large)
	P/N 100003488 Ampgard Secondary Plug (breaker side)		P/N 100000468 DB Control Relay Body (small)
	P/N 100000738 DB 25 Extension Rails (single position)		P/N 100000478 DB Control Relay Cover (small) OEM 1491301*
	P/N 100000778 DB 25 Racking Handle (single position) OEM 30K73G02*		P/N 100000498 DB Control Relay Cover (large) OEM 1820934*
	P/N 100003588 DB/DBL 25 Spring Assist Link		P/N 100001658 DB/DBF/DS Auxiliary Cover (rectangular style)
	P/N 100000758 DB 50 Extension Rails (single position)		P/N 100000748 DB/DBL 25 Ext. Rails (3 pos.) OEM 1574667* OEM 1574668*
	P/N 100001788 DB 50 Non Asbestos Arc Chute Conversion Kits		P/N 100000788 DB/DBL 25 Racking Handle (3 position)




*P/N used to reference original OEM's for identification purposes only. They are not manufactured or warranted by OEM.
 Look for the **Made in USA** symbol ★. Keep America Working!


WESTINGHOUSE			
★ 	P/N 10000768 DB/DBL 50 Ext. Rails (3 pos.) OEM 301C797G01* OEM 301C797G02*	★ 	P/N 100001918 DS 632 Mechanism Barrier
★ 	P/N 10000798 DB/DBL 50 Rackout Handle (single/3 position) OEM 1615470*	★ 	P/N 100003578 DS 840 Top Frame Plate
★ 	P/N 100002148 DH Maintenance Handle	★ 	P/N 100001828 DS Auxiliary Link
★ 	P/N 100002458 DH Racking Handle	★ 	P/N 100002888 DS Faceplate Filler Plug
★ 	P/N 100002638 DHP Fabricated Mechanism Maintenance Tool (style A)	★ 	P/N 100001168 DS Flash Barriers OEM 503B569H01*
★ 	P/N 100002648 DHP Fabricated Mechanism Maintenance Tool (style B)	★ 	P/N 100001768 DS Latch Check Switch
★ 	P/N 100002518 DHP Finger Cluster Ring 2000A	★ 	P/N 100001968 DS Round Auxiliary Switch
★ 	P/N 100002528 DHP Finger Cluster Ring 3000A	★ 	P/N 100002018 DS Ruggedized Secondary Block
★ 	P/N 100003738 DHP 5th Wheel	★ 	P/N 100002968 DS Ruggedized Secondary Block with hardware
★ 	P/N 100003668 DHP Racking Handle	★ 	P/N 100001818 DS Secondary Bracket OEM 591C498G07*
★ 	P/N 100003688 DHP Slow Close Handle	★ 	P/N 100001988 DS/DSII Shunt Trip OEM 1A33593G01(-8)
★ 	P/N 100002828 DHP TOC Actuator 5KV OEM 792A092G01*	★ 	P/N 100003288 DS/DSII Lifting Yoke

*P/N used to reference original OEM's for identification purposes only. They are not manufactured or warranted by OEM.
Look for the **Made in USA** symbol ★ . Keep America Working!

WESTINGHOUSE	
<p>★  P/N 100003298 DS/DSII Racking Handle</p>	<p> P/N 100003478 MDS Secondary (breaker side)</p>
<p>★  P/N 100001778 DS/DSII/DSL/DSLII Phase Barriers (specify frame size)</p>	<p>★  P/N 100003108 MPC Switch Cover</p>
<p>★  P/N 100003368 DS/DSII/SPB Universal Lift Yoke</p>	<p>★  P/N 100003698 MVS 15KV 800A Push Rod</p>
<p>★  P/N 100003608 DSII Communication Plug Bracket</p>	<p>★  P/N 100002307 QMB Hinged Contact 200A</p>
<p>★  P/N 100002918 DSII Secondary Block OEM 591C498G06*</p>	<p>★  P/N 100002317 QMB Hinged Contact 400A</p>
<p>★  P/N 100002978 DSII Secondary Block with hardware OEM 591C498G06*</p>	<p>★  P/N 100002327 QMB Hinged Contact 600A</p>
<p>★  P/N 100002618 DSII Secondary Bracket OEM 591C498G07*</p>	<p>★  P/N 100002938 SJA/SJS Close Coil Eaton OEM 2147A48G11* West. OEM 7860A34G02*</p>
<p> P/N 100001977 DSE Racking Handle</p>	<p> P/N 100001187 VAD2 Secondary Disconnect</p>
<p>★  P/N 100002467 Masterpact Lift Bracket (narrow) OEM 80280-053-51*</p>	<p> P/N 100003388 VCP Secondary Disconnect (breaker side) without pins</p>
<p>★  P/N 100002457 Masterpact Lift Bracket (wide) OEM 80280-053-50*</p>	<p> P/N 100003658 VCP Secondary Disconnect Contact (cell side)</p>
<p>★  P/N 100003278 MDS Racking Handle</p>	<p> P/N 100003648 VCP Secondary Disconnect Contact (breaker side)</p>
<p> P/N 100003468 MDS Secondary (cell side)</p>	<p> P/N 100003638 VCP Secondary Disconnect (cell side)</p>

*P/N used to reference original OEM's for identification purposes only. They are not manufactured or warranted by OEM.
Look for the **Made in USA** symbol ★. Keep America Working!

WESTINGHOUSE			
	P/N 100003628 VCP Secondary Disconnect Contact Removal Tool		P/N 100001138 WLI Push Rod (15KV) OEM 7278A27G10*
	P/N 100002928 VCP-W Extension Rails OEM 7813C41G03*		P/N 100001468 WLI Push Rod (5KV) OEM 7278A27G09*
	P/N 100002168 VCP-W Lifting Yoke OEM 691C607G01*		P/N 100003618 WLI Switch Spring Mounting Assembly 61kA OEM 7278A27G18*
	P/N 100002958 VCP-W Manual Charging Handle		
	P/N 100003728 VCP-W Secondary Bracket (breaker side)		
	P/N 100003318 VCP-W Secondary (breaker side) w/o pins		
	P/N 100003328 VCP-W Secondary (cell side) w/o pins		
	P/N 100003338 VCP-W Secondary Pin (breaker side)		
	P/N 100003348 VCP-W Secondary Pin (cell side)		
	P/N 100003358 VCP-W Secondary Pin Removal Tool	LABELS	
	P/N 100003708 VCP-W Trip Latch	We can design custom labels to make your rebuilds look like new. Call us for a quote.	
	P/N 100003438 WLI Main Shaft Bushing	    	

*P/N used to reference original OEM's for identification purposes only. They are not manufactured or warranted by OEM. Look for the **Made in USA** symbol . Keep America Working!

Circuit Breakers

ALLEN BRADLEY

5KV Starters

1502 A4C3D1
1502 A4C3D1 A

ABB (see ITE/BBC/ABB)

ALLIS CHALMERS/SIEMENS ALLIS

Low Voltage

3WL5110-3 F 3
LA 25 A
LA 50 A
LA 600 (A,B,F)
LA 800 A
LA 1600 (A,B)
LAF 1600 (A,B)
LA 3000
LA 3200 (A)
LA 4000 (A)
RL 800
RL 1600
RL 2000
RL 3200
RL 4000
RLE 800
RLE 1600
RLE 2000
RLF 800
RLF 1600
RLH 800



Medium Voltage

AM 250 (C, D)
AM 50
DT 13 G & T
DT 16 G & T
FA 350 (A, B)
FC 500 (A, B)
FC 750 B
MA 250 C, (1)
MA 350
5-GMI-3501200A, 3000A



5kv Starters

456 (D)
85H3
93H35

EATON/CUTLER HAMMER

Low Voltage

DS 206 (E,H)
DSL 206
DS 416 (H,S)
DSL 416
DSLII 620
DS 532
DS 632
DS 840
DS II 516
DS II 620
DS II 632
DS II 840
MDS 608
MDS 616
MDS 632
MDS C08
MDS C16



Medium Voltage

50 DH VR 250
50VCP-W250

5KV Starters

SJA50VW430
SJS25VW430
SL50W430
SL72B4H3L

Switches

MVS

FPE

Low Voltage

100 H (1,2)
30 H 3
50 H 3
35 HL 2
50 HL 3
FP (S) 25
FP (S) 50
FP (S) 75
FPS 5 50
FPS 5 65
FPS 5 75



FPE (cont.)

Medium Voltage

DST 15 750
DST 2 5 250
DST 2 5 350 1200A
DST 2 5 350 3000A
DST 2 15 500
DST 2 15 VR500
DST 5 250
DST 2 15 750



Low Voltage (cont.)


AKR 6D 100
AKR 6D 30 (H,L,S)
AKR 6D 50
AKR 6D 75
AKR 7D 30 (H,S)
AKR 7D 50
AKR 7D 50 H
AKR 7D 75 H
AKR 8D 30 (H,S)
AKR 8D 50
AKR 7F 75
AKR NB 30 F
AKRT 60 50 H
AKRT 2(A) 50
AKRU 4A 30 (1)
AKRU 4A 50
AKRU 5A 30
AKRU 5A 50 (H)
AKRU 6D 30
AKRU 7D 30 S
AKS 6A 50
AKT 3 50
AKT 2A 50
AKU 2 25
AKU 2 50
AKU 2A (3A,5A,7A) 25
AKU 2A 50
AKU 3A 50 S
AL 2 50
WPF 08
WPH 16
WPS 20



GENERAL ELECTRIC

Low Voltage

AK 1 100
AK 1 15
AK 1 25
AK 1 50
AK 2 100
AK 2 25
AK 2 50 (S)
AK 2 75
AK 2A 25 (1,X)
AK 2A 50 (1,H,S)
AK 2A 75 (S)
AK 3 50
AK 3A 25
AK 3A 50 (1,S)
AK 3A 75
AK 4A 75
AK 5 25 (1)
AK 5A 100 (S)
AK 5A 25 (E,M)
AK 5A 75 (C,S)
AK 6 25
AKJ 4 50
AKR 3A 50
AKR 4A 30
AKR 4A 50
AKR 5A 30
AKR 5AE 30
AKR 5A 50
AKR 7A 30
AKR 5B 30
AKR 5C 75



Medium Voltage

AM 13.8 1000 (3H-4H)
AM 13.8 250
AM 13.8 500 (0-7H)
AM 13.8 750 (0-7H)
AM 15 500S
AM 2.4/4.16 150/250 2
AM 4.16 150 (3,H,H4S)
AM 4.16 250 (5H-9H)
AM 4.16 350 (1H-2H)
AM 4.16 75
VB 4.16 250 1
VB 4.16 350 1200A and 3000A
VB 7.2 500



GENERAL ELECTRIC (cont.)

Medium Voltage

VB1 13.8 500
VB1 13.8 1000
VB1 4.16 350

Power Break

TP1616
TP2525
TPY7625

Power Vac

PVVL 4.16 250
PVDB1 15.5 20 1

Switches

SE 100S



GTE/SYLVANIA


Low Voltage

SSPB
SSPBX

ITE/BBC/ABB

Low Voltage

KA
KB (E)
KC
KC (G)
KC SLATE
LG 3000
KDA
K 600 (B,R,S)
K 800 (S)
K 1600 (B,S,M)
K 2000 (S)
K 3000 (M,S)
K 3000 FUSE TRUCK
K4000
KDON 1600 (B,R,S)



Low Voltage (cont.)

FBKH
KDON 600 (B,R,S)
KDON 800 (M,S)
KFP 225
KP 4000
KSP 1600
KSP 2000
LK16
LK25
LK32
LKD8
LKE8
MBE8
MBE16
KP40

Medium Voltage

5 HK 250
5 HK 350
7.5 HK 500
15 HK 1000 G & T
15 HK 500
15 HK 750
15 HKV 500
15 HV 500
15 VHK 500

Switches

HPL-C



POWELL

Low Voltage

05 PV 50CDRX2
05 PV 63CDRX2
15 PV 1000 0
15 PVO 750 91

PRINGLE

Low Voltage

QA 800A, 1200A, 1600A, 4000A

SQUARE D

Low Voltage


DS 206 (S,H,E)
DSL 206
DS 416 (H,S)
DSL 416
DS 420
DS 632
DS 840
DSII 308
DSL 308
DSLII 308
DSII 508
DSII 516
DSII 616
DSII 620
DSII 632
DSII 640
DSII 850
NW 08 H3
NW 12 HF-4 Pole
NW 20 H3
NW 30 H

Medium Voltage

DSE 23B
DSE 65 R
VAD 3 /5
8110 D07 (A,B,C)

Switches

POWER ZONE



Low Voltage (cont.)

DS 420
DS 632
DS 840
DS 3200 FUSE TRUCK
DS 4000 FUSE TRUCK
DSL 206
DSL 416
DSL II 620
SPB 50
SPB 65

Medium Voltage

50 DH 150/250 (A,E) 50
DHP 250
75 DH 150
75 DH 250
75 DHP 500
150 DH 500 E
150 DH 750 (A,E)
150 DH 1000 E
150 DHP 500
150 DHP 250
150 DHP 750
150 DHP 750 C
50 VCP 250
150 VCP 500
50 VCP W250
150 VCP W500

5KV Starters

LF 25H 230
LF 50H 430
SJA25V430
SJA50VW430 w/switchgear
SJS25VW430

Switches

DFS 5KV/15KV
FSP
LBF-2
WLI



WESTINGHOUSE

Low Voltage

DK 15
DK 25
DA 50
DB 15
DB 25
DB 50
DB 75
DBF 6
DBL 25
DBL 50
DBN 1032
DBN 1040
DR 150
DS 206 (E,H,S)
DS 416 (H,S)



Relays

MFG	TYPE	CAT #	FUNCTION	QTY
ABB	32	425P0070	DIRECTIONAL	1
ABB	32	425P0071	DIRECTIONAL	2
ABB	81	422C1276	FREQUENCY	2
ABB	27/59	410D6670	UNDER/OVERVOLTAGE	3
ABB	32Q	425Q3070	DIRECTIONAL	1
ABB	32R	437W4770	REVERSE POWER	8
ABB	46D	427Q4270	CURRENT BALANCE	1
ABB	46D	427Q4471	CURRENT BALANCE	2
ABB	47D	412N4175	UNDERVOLTAGE/PHASE SEQUENCE	1
ABB	47H	412N0175	UNDERVOLTAGE/PHASE SEQUENCE	5
ABB	50D	468T2275	OVERCURRENT	2
ABB	51D	443S6130	OVERCURRENT	11
ABB	51D	443T6231	OVERCURRENT	2
ABB	51E	443T3231	OVERCURRENT	1
ABB	51Y	443T2231	OVERCURRENT	7
AC/SA	210	14-117-876	ROTARY SWITCH	1
AC/SA	210	14-137-624-501	AMMETER	1
AC/SA	210	14-137-632-501	CIRCUIT BREAKER CONTROL	1
AC/SA	210	14-137-648-501	AMM. TRANS. SW.	4
AC/SA	210	14-137-814-503	CONTROL SELECTOR	1
AC/SA	210	14-139-216-501	210 CONTROL SWITCH	2
AC/SA	210	14-141-819-501	CIRCUIT BREAKER CONTROL	1
AC/SA	210	14-143-866-501	210 CONTROL SWITCH	1
AC/SA	210	14-144-508-501	CIRCUIT BREAKER CONTROL	3
AC/SA	210	14-144-508-502	DISC. SWITCH	1
AC/SA	210	14-145-452-501	VOLTMETER	3
AC/SA	210	14-145-456-501	AMMETER	5
AC/SA	210	14-170-685-501	210 CONTROL SWITCH	1
AC/SA	210	18-657-508-568	N/A	4
AC/SA	210	18-724-619-505	TAP CHANGER	1
AC/SA	AMMETER	210-2-34	AMMETER	4
AC/SA	CONTROL	210-1-1	CIRCUIT BREAKER CONTROL	2
BASLER	BE1-27/59	A3FE1KN4N3F	UNDER/OVERVOLTAGE	2
BASLER	BE1-40Q	F3EE10A0NOF	LOSS OF EXCITATION	2
BASLER	BE1-46N	G1EB80A0NOF	NEGATIVE SEQUENCE	1
BASLER	BE1-46N	G1EB8PA2NOF	NEGATIVE SEQUENCE OVERCURRENT	6
BASLER	BE1-47N	E3FA10C3T3F	VOLTAGE PHASE SEQUENCE	2
BASLER	BE1-50	BE15051B107	OVERCURRENT	4
BASLER	BE1-50	F4EA1PA0NOF	OVERCURRENT	1
BASLER	BE1-50/51B-	BE1-50/51B-207	OVERCURRENT	1
BASLER	BE1-50/51B-	BE1-50/51B-233	OVERCURRENT	14
BASLER	BE1-51	G1EZ10A1NOF	SOLID STATE PROTECTIVE	1
BASLER	BE1-51	G1EZ2PB1N1F	OVERCURRENT	3
BASLER	BE1-51	H1EZ1MB1NOF		1
BASLER	BE1-51	H5EZ10A2COF	OVERCURRENT	1
BASLER	BE1-51	K1E Z1PB2EF1F		73
BASLER	BE1-51	K1EZ10A0NOF	OVERCURRENT	3
BASLER	BE1-51	K1EZ1PA0COF	OVERCURRENT	1
BASLER	BE1-51/27R	B1EB5PA0NOF	SOLID STATE PROTECTIVE	1

MFG	TYPE	CAT #	FUNCTION	QTY
BASLER	BE1-51/27R	BIEZ10AONOF	OVERCURRENT	2
BASLER	BE1-79	A1AA5CA3M1F	RECLOSING	1
BASLER	BE1-87G	S1E A1K AONOF	GENERATOR DIFFERENTIAL	6
BASLER	BEI-51	H3EZ1RB1COF	PHASE & GROUND OVERCURRENT	1
BASLER	SS	T3E-ELK-B6N1F	SOLID STATE PROTECTIVE	2
EATON	ATC-800	2D78580G60	AUTO TRANSFER CONTROL SWITCH	1
ESW	24	78071	LOCKOUT	1
ESW	24	2404C	VOLTMETER	1
ESW	24	2405C	N/A	1
ESW	24	2410C	AMMETER	3
ESW	24	242020T	DIFFERENTIAL VOLTS	1
ESW	24	24302B	MODE SELECTOR SWITCH	1
ESW	24	24306B	PHASE SELECTOR SWITCH	1
ESW	24	2444D	CONTROL SWITCH	1
ESW	24	7823ED	LOCKOUT	2
ESW	31	3110C 8320	AMMETER	14
ESW	74	74203MM	BREAKER CONTROL	1
ESW	PR-20	20KD-904S4-23	CONTROL SWITCH	3
ESW	PR-20	20PGD-906S4-4	CLOSE TRIP	2
ESW	PR-20	20PGD-906S9-2	CONTROL SWITCH	2
ESW	SERIES 24	2438D	BREAKER CONTROL	2
ESW	SERIES 24	74203RM	BREAKER CONTROL	2
ESW	SERIES 24	74204WV	BREAKER CONTROL	1
ESW	SERIES 24 LOR	7805E	LOCKOUT	2
FPE	TLR	TLR-1-100	GROUND	1
GE		12IAC78B810A	N/A	3
GE		138B7511G2	PRE-REGULATOR	1
GE	ACR	12ACR11B14A	AC RECLOSING	4
GE	ACR	12ACR11B17A	AC RECLOSING	4
GE	ACR	12ACR11B2A	AC RECLOSING	4
GE	ACR	12ACR11B4A	AC RECLOSING	2
GE	ACR	12ACR11E6A	AC RECLOSING	1
GE	AUX	12HEA61V39X2	LOCKOUT	1
GE	BBA	12BBA13A5	PILOT WIRE CHECKING	1
GE	BCA	12BCA11A56A	PILOT RECEIVER AUXILIARY	1
GE	BDD	12BDD15B11A	DIFFERENTIAL	4
GE	BDD	12BDD15B13A	DIFFERENTIAL	5
GE	BDD	12BDD15B1A	DIFFERENTIAL	4
GE	BDD	12BDD15B3A	DIFFERENTIAL	3
GE	BDD	12BDD16B13A	DIFFERENTIAL FOR TRANSFORMER	2
GE	BDD	12BDD16B16A		6
GE	BDD	12BDD16B3A	DIFFERENTIAL FOR TRANSFORMER	2
GE	CAP	12CAP15A1A	POLYPHASE DIRECTIONAL	2
GE	CAP	12CAP15A1R	TARGET HOLD COIL	2
GE	CCP	12CCP13D11A	P.PHASE DIRECTIONAL	1
GE	CCP	12CCP13D12A	POLYPHASE DIRECTIONAL	3
GE	CCP	12CCP13D17A	POLYPHASE DIRECTIONAL	1
GE	CCP	12CCP13D1A	POWER DIRECTIONAL	1
GE	CCP	12CCP13D6A	POWER DIRECTIONAL	1

MFG	TYPE	CAT #	FUNCTION	QTY
GE	CCP	12CCP13D8A	POLYPHASE DIRECTIONAL	2
GE	CCP	12CCP13E1A	POLYPHASE DIRECTIONAL	3
GE	CCP	12CCP13E3A	POLYPHASE DIRECTIONAL	12
GE	CFD	12CFD12B1A	HIGH SPEED DIFFERENTIAL	1
GE	CFD	12CFD12B2A	HIGH SPEED DIFFERENTIAL	8
GE	CFD	12CFD22B1A	HIGH SPEED DIFFERENTIAL	1
GE	CFF	12CFF12B31A	FREQUENCY	1
GE	CFF	12CFF14A31A	FREQUENCY	1
GE	CFV	12CFV16B4A	VOLTAGE	2
GE	CHC	12CHC15A1A	FAULT DETECTOR	1
GE	CHPV	12CHPV12A9A	POLYPHASE DIRECTIONAL	1
GE	CKPG	12CKPG11A1A	CARRIER GROUND DIRECTIONAL	1
GE	CPD	12CPD11D2A	AC PILOT WIRE	1
GE	CPD	12CPD11DIA	AC PILOTWIRE	6
GE	CR	CR2824-34N	OVERLOAD	17
GE	CR28	CR2810A11AC		2
GE	CR28	CR2810A14AC	MACHINE TOOL	3
GE	EPM	PLE3ESBG14	ELECTRIC POWER METER	6
GE	GCX	12GCX17B23A	REACTANCE DISTANCE	3
GE	GCX	12GCX51A11A	REACTANCE DISTANCE	3
GE	GCX	12GCX51A12A	REACTANCE DISTANCE	9
GE	GCX	12GCX51A13A	REACTANCE DISTANCE	1
GE	GE	12IAC54A101A	TIME OVERCURRENT	2
GE	GE	6054021G7	BREAKER CONTROL	1
GE	GE	6C52746G6	N/A	1
GE	GXS	12GXS11B1A	SYNCHRONIZING	5
GE	HAA	12HAA15B5F	TIME	2
GE	HAA	15A4F		1
GE	HEA	12HEA11A223	LOCKOUT	1
GE	HEA	12HEA11A224	LOCKOUT	1
GE	HEA	12HEA11B218	LOCKOUT	1
GE	HEA	12HEA11B240	LOCKOUT	1
GE	HEA	12HEA61A223	LOCKOUT	1
GE	HEA	12HEA61A223X2	LOCKOUT	1
GE	HEA	12HEA61A233X2	LOCKOUT	3
GE	HEA	12HEA61ARU225X2	AUXILIARY	1
GE	HEA	12HEA61B256X2	LOCKOUT	1
GE	HEA	12HEA61B256x2	AUX	1
GE	HEA	12HEA61C242x2	AUX	2
GE	HEA	12HEA61CRD238	AUX	1
GE	HEA	12HEA61CRD238	AUX	5
GE	HEA	12HEA61CRD246	AUX	2
GE	HFA	12HFA11A46F	HFA	2
GE	HFA	12HFA11B47F		1
GE	HFA	12HFA11C3	HFA	1
GE	HFA	12HFA151A2F	HFA	5
GE	HFA	12HFA151A2H	HFA	5
GE	HFA	12HFA151A4H	AUX	1
GE	HFA	12HFA151B2F		1

MFG	TYPE	CAT #	FUNCTION	QTY
GE	HFA	12HFA154E22F	HFA	4
GE	HFA	12HFA51A41F	HFA	1
GE	HFA	12HFA51A41H	HFA	5
GE	HFA	12HFA51A42	HFA	2
GE	HFA	12HFA51A42F	HFA	14
GE	HFA	12HFA51A42H	HFA	8
GE	HFA	12HFA51A44H	HFA	9
GE	HFA	12HFA51A51	HFA	1
GE	HFA	12HFA51B43	FAULT DETECTOR	2
GE	HFA	12HFA54E185F	HFA	3
GE	HFA	12HFA54M1F		4
GE	HGA	12HGA111J1	AUXILIARY	3
GE	HGA	12HGA111S4	AUXILIARY	1
GE	HGA	12HGA11A52	AUXILIARY	1
GE	HGA	12HGA11A52F	AUXILIARY	14
GE	HGA	12HGA11H54	AUXILIARY	1
GE	HGA	12HGA11J52	AUXILIARY	5
GE	HGA	12HGA11J54	AUXILIARY	1
GE	HGA	12HGA11P51	AUXILIARY	2
GE	HGA	12HGA11R13A	AUXILIARY	1
GE	HGA	12HGA11R6A	AUXILIARY	1
GE	HGA	12HGA14BH1A		8
GE	HGA	12HGA15K2	AUXILIARY	1
GE	HGA	12HGA15K22	AUXILIARY	1
GE	HGA	12HGA18E22A	AUXILIARY	5
GE	HGA	12HGA18E23A	AUXILIARY	2
GE	HGA	12HGA18E2A	AUXILIARY	7
GE	HGA	12HGA18E3A	AUXILIARY	1
GE	HGA	12HGA18F32A	AUXILIARY	2
GE	HKA	12HKA11X21	CLOSING	1
GE	HKA	12HKA11X6	CLOSING	8
GE	HKA	12HKA29E11	CLOSING	1
GE	HU	290B346A09		1
GE	IAC	0208A8109G1	OVERCURRENT	1
GE	IAC	0208A8110G1	OVERCURRENT	1
GE	IAC	12IAC51A101A	OVERCURRENT	2
GE	IAC	12IAC51A1A	OVERCURRENT	10
GE	IAC	12IAC51A3A	OVERCURRENT	12
GE	IAC	12IAC51A801A	TIME OVERCURRENT	17
GE	IAC	12IAC51A802A	TIME OVERCURRENT	1
GE	IAC	12IAC51B101A	OVERCURRENT	5
GE	IAC	12IAC51B104A	OVERCURRENT	28
GE	IAC	12IAC51B1A	OVERCURRENT	12
GE	IAC	12IAC51B22A	TIME OVERCURRENT	2
GE	IAC	12IAC51B2A	OVERCURRENT	2
GE	IAC	12IAC51B2R	TIME OVERCURRENT	1
GE	IAC	12IAC51B35A	OVERCURRENT	3
GE	IAC	12IAC51B3A	OVERCURRENT	9
GE	IAC	12IAC51B4A	OVERCURRENT	18

MFG	TYPE	CAT #	FUNCTION	QTY
GE	IAC	12IAC51B4AX	TIME OVERCURRENT	2
GE	IAC	12IAC51B4R	TIME OVERCURRENT	1
GE	IAC	12IAC51B805A	TIME OVERCURRENT	1
GE	IAC	12IAC51B806A	TIME OVERCURRENT	7
GE	IAC	12IAC51B808A	TIME OVERCURRENT	8
GE	IAC	12IAC52A1A	TIME OVERCURRENT	1
GE	IAC	12IAC52A3S	TIME OVERCURRENT	19
GE	IAC	12IAC52B4R	TIME OVERCURRENT	1
GE	IAC	12IAC52B4S	TIME OVERCURRENT	60
GE	IAC	12IAC53A101A	OVERCURRENT	12
GE	IAC	12IAC53A19A	TIME OVERCURRENT	1
GE	IAC	12IAC53A1A	TIME OVERCURRENT	3
GE	IAC	12IAC53A2A	OVERCURRENT	18
GE	IAC	12IAC53A3A	OVERCURRENT	16
GE	IAC	12IAC53A801A	VERY INVERSE TIME OVERCURRENT	24
GE	IAC	12IAC53A802A	TIME OVERCURRENT	1
GE	IAC	12IAC53A803A	OVERCURRENT	1
GE	IAC	12IAC53A803A	OVERCURRENT	2
GE	IAC	12IAC53A805A	OVERCURRENT	1
GE	IAC	12IAC53B104A	OVERCURRENT	18
GE	IAC	12IAC53B1A	OVERCURRENT	1
GE	IAC	12IAC53B1A	TIME OVERCURRENT	3
GE	IAC	12IAC53B1R	OVERCURRENT	1
GE	IAC	12IAC53B23A	TIME OVERCURRENT	2
GE	IAC	12IAC53B26A	OVERCURRENT	8
GE	IAC	12IAC53B2A	OVERCURRENT	15
GE	IAC	12IAC53B4A	OVERCURRENT	45
GE	IAC	12IAC53B805A	TIME OVERCURRENT	2
GE	IAC	12IAC53B806A	TIME OVERCURRENT	6
GE	IAC	12IAC53B810A	TIME OVERCURRENT	1
GE	IAC	12IAC53B811A	OVERCURRENT	1
GE	IAC	12IAC53B811A	OVERCURRENT	26
GE	IAC	12IAC53B812A	TIME OVERCURRENT	8
GE	IAC	12IAC53M101A	OVERCURRENT	3
GE	IAC	12IAC53M6A	OVERCURRENT	1
GE	IAC	12IAC53T807A	TIME OVERCURRENT	4
GE	IAC	12IAC55A101A	TIME OVERCURRENT	3
GE	IAC	12IAC55B25A		1
GE	IAC	12IAC55B4A	TIME OVERCURRENT	10
GE	IAC	12IAC60A1R	TIME OVERCURRENT	1
GE	IAC	12IAC66A1A	TIME OVERCURRENT	6
GE	IAC	12IAC66A3A	TIME OVERCURRENT	1
GE	IAC	12IAC66A5A	TIME OVERCURRENT	1
GE	IAC	12IAC66B1A	TIME OVERCURRENT	2
GE	IAC	12IAC66B2A	TIME OVERCURRENT	3
GE	IAC	12IAC66B4A	TIME OVERCURRENT	21
GE	IAC	12IAC66B5A	TIME OVERCURRENT	5
GE	IAC	12IAC66B6A	TIME OVERCURRENT	1
GE	IAC	12IAC66C3A	TIME OVERCURRENT	1

MFG	TYPE	CAT #	FUNCTION	QTY
GE	IFC	12IFC53B2A	VERY INVERSE TIME OVERCURRENT	5
GE	IFC	12IFC53B3A	TIME OVERCURRENT	13
GE	IFC	12IFC77A1A	TIME OVERCURRENT	24
GE	IFC	12IFC77B2A	EXTREMELY INVERSE TIME OVERCURRENT	1
GE	IFC	12IFC77B3A	EXTREMELY INVERSE TIME OVERCURRENT	5
GE	IFC	12IFC95AD2A	TIME OVERCURRENT	3
GE	IFD	12IFD51D1A	PERCENTAGE DIFFERENTIAL	1
GE	IGCV	12IGCV53A2A	OVERCURRENT	3
GE	IGCV	12IGCV53B2A	TIME OVERCURRENT	2
GE	IJC	12IJC51B23A	BALANCED CURRENT	1
GE	IJC	12IJC51B3A	BALANCED CURRENT	7
GE	IJC	12IJC51B7A	BALANCED CURRENT	1
GE	IJCV	12IJCV51A13A	OVERCURRENT	1
GE	IJCV	12IJCV51B22A	OVERCURRENT W- VOLTAGE	1
GE	IJD	12IJD52B1R	PERCENTAGE DIFFERENTIAL	2
GE	IJD	12IJD53C11A	PERCENTAGE DIFFERENTIAL	1
GE	IJF	208A8374G-1	FREQUENCY	1
GE	IJF	208A8375 G-1	FREQUENCY	2
GE	IJS	12IJS51A3A	CHECK	1
GE	IJS	12IJS52A1A	SYNCHRONISM CHECK	1
GE	IJS	12IJS52DIA	SYNCHRONISM CHECK	1
GE	IJS	12IJS52F1A		1
GE	IJS	165A6732 G1	SYNCHROISM CHECK	2
GE	IRT	12IRT51B1A	TEMPERATURE	3
GE	IRT	12IRT51C1A	TEMPERATURE	1
GE	JBC	12JBC53M1A	PHASE DIRECTIONAL OVERCURRENT	4
GE	KRP	289B145A26	DIRECTIONAL OVERCURRENT	1
GE	LS	LS177G2	LS	1
GE	MC16	3120176G4		3
GE	MULTILIN	239	MULTILIN	1
GE	MULTILIN350	350-E	FEEDER PROTECTION	1
GE	NGV	12NGV11B11A	UNDERVOLTAGE	1
GE	NGV	12NGV13A11A	AC UNDERVOLTAGE	2
GE	NGV	12NGV13B29A	AC UNDERVOLTAGE	1
GE	NGV	12NGV21A5A	UNDERVOLTAGE	2
GE	NLR	12NLR21D1A	RECLOSING	1
GE	PCV	12PCV12E2	UNDERVOLTAGE	1
GE	PJC	127A7695 G2		1
GE	PJC	12PJC11A3	INSTANTANEOUS CURRENT	1
GE	PJC	12PJC11AV1A	INSTANTANEOUS OVERCURRENT	1
GE	PJC	12PJC11AV1A	INSTANTANEOUS CURRENT	57
GE	PJC	12PJC11AV3A	INSTANTANEOUS CURRENT	1
GE	PJC	12PJC11AV8A	INSTANTANEOUS CURRENT	2
GE	PJC	12PJC11C4	INSTANTANEOUS CURRENT	1
GE	PJC	12PJC11E6A	INSTANTANEOUS CURRENT	1
GE	PJC	12PJC11X1A	INSTANTANEOUS CURRENT	1
GE	PJC	12PJC12A5	INSTANTANEOUS CURRENT	2
GE	PJC	12PJC31C23A	INSTANTANEOUS OVERCURRENT	1
GE	PJC	12PJC31C46A	INSTANTANEOUS OVERCURRENT	2

MFG	TYPE	CAT #	FUNCTION	QTY
GE	PJC	12PJC31C67A	INSTANTANEOUS OVERCURRENT	1
GE	PJC	12PJC31F56A	INSTANTANEOUS OVERCURRENT	1
GE	PJC	12PJC32D23A	INSTANTANEOUS OVERCURRENT	3
GE	PJC	12PJC32G56A	INSTANTANEOUS OVERCURRENT	1
GE	PJC	12PJC32H45A	INSTANTANEOUS OVERCURRENT	1
GE	PJC	12PJC32H67A	INSTANTANEOUS CURRENT	1
GE	PJV	12PJV11AN6A	INSTANTANEOUS OVERVOLTAGE	1
GE	PJV	12PJV11L21A	INSTANTANEOUS UNDERVOLTAGE	1
GE	PVD	12PVD11C1A	DIFFERENTIAL VOLTAGE	24
GE	PVD	12PVD11D5A	DIFFERENTIAL VOLTAGE	1
GE	PVD	12PVD21B1A	HIGH IMP. DIFFERENTIAL	27
GE	SAM	12SAM11A21A	STATIC TIMING	1
GE	SAM	12SAM11A22A	STATIC TIMING	1
GE	SAM	12SAM11B13A	TIMING	1
GE	SAM	12SAM11B22A	REVERSE POWER TIMING	1
GE	SAM	12SAM11C22A	STATIC TIMING	2
GE	SAM	12SAM17A22A	STATIC TIMING	4
GE	SAM	12SAM18A1A	STATIC TIMING	3
GE	SAM	12SAM99AG001A	STATIC TIMING	2
GE	SAM	12SAM99AG1A	STATIC TIMING	7
GE	SB-1	0165A7245G1X2	BREAKER CONTROL	1
GE	SB-1	13SB1CD203SSM2	CONTROL SELECTOR	1
GE	SB-1	14-961-280-50-67	AMMETER	1
GE	SB-1	16B1B10	BREAKER CONTROL	2
GE	SB-1	16SB1A4	RAISE / LOWER	1
GE	SB-1	16SB1A4X2	RAISE / LOWER	1
GE	SB-1	16SB1AA302SBM2Y	N/A	1
GE	SB-1	16SB1B10	BREAKER CONTROL	3
GE	SB-1	16SB1B10X2	BREAKER CONTROL	1
GE	SB-1	16SB1B14X2	BREAKER CONTROL	1
GE	SB-1	16SB1B16x2	BREAKER CONTROL	1
GE	SB-1	16SB1B9	BREAKER CONTROL	3
GE	SB-1	16SB1B9X2	SB-1	1
GE	SB-1	16SB1B9x2	BREAKER CONTROL	2
GE	SB-1	16SB1BB211SSM2V	SB-1	1
GE	SB-1	16SB1CA15X2	AMMETER	3
GE	SB-1	16SB1CA18X2	AMMETER	9
GE	SB-1	16SB1CA19x2	AMMETER	1
GE	SB-1	16SB1CA19X2	AMMETER	15
GE	SB-1	16SB1CA1X2	RECLOSER CUT-OFF	1
GE	SB-1	16SB1CA307SSS2D	GOVERNOR	1
GE	SB-1	16SB1CA7	AMMETER	3
GE	SB-1	16SB1CA7	AMMETER	6
GE	SB-1	16SB1CA7X2	AMMETER	5
GE	SB-1	16SB1CB201SDM2Y	SYN. SWITCH	1
GE	SB-1	16SB1CB223SSM2K	SWITCH	1
GE	SB-1	16SB1CB3A63STS2P	CAPACITOR CONTROL	2
GE	SB-1	16SB1CD203SSM2V	SB-1 SWITCH	1
GE	SB-1	16SB1CD402SS52P	PILOT WIRE TEST	3

MFG	TYPE	CAT #	FUNCTION	QTY
GE	SB-1	16SB1CD448SPR2P	BREAKER CONTROL	1
GE	SB-1	16SB1CE24	AMMETER	1
GE	SB-1	16SB1CE24	AMMETER	3
GE	SB-1	16SB1CE24X2	AMMETER	1
GE	SB-1	16SB1CE24X2	AMMETER	1
GE	SB-1	16SB1CE25X2	AMMETER / BREAKER CONTROL	5
GE	SB-1	16SB1CE56X2	TEMP. METER	2
GE	SB-1	16SB1CF11	VOLTMETER	4
GE	SB-1	16SB1CF11x2	VOLTMETER	1
GE	SB-1	16SB1CF11x2	AMMETER	1
GE	SB-1	16SB1CF11X2	AMMETER	2
GE	SB-1	16SB1CF16X2	VOLTMETER	10
GE	SB-1	16SB1CF9X2	SYNCHROSCOPE	2
GE	SB-1	16SB1CG1X2	OFF / ON	3
GE	SB-1	16SB1DB209SSM2V	RECLOSER CUTOFF	1
GE	SB-1	16SB1DB209SSM2V	RECLOSING CUTOFF	2
GE	SB-1	16SB1DB272SSM2P	S43 SYN	1
GE	SB-1	16SB1DB272SSM2P	BREAKER CONTROL	1
GE	SB-1	16SB1DB3D03STS16P	CAPCITOR CONTROL	4
GE	SB-1	16SB1DB3S91STP2P	BREAKER CONTROL	1
GE	SB-1	16SB1DD3G36STS2P	SB-1 SWITCH	1
GE	SB-1	16SB1EB4B72SPR2P	TRIP/CLOSE SWITCH	16
GE	SB-1	16SB1FA1A04SRM2K	TROUBLE INDICATION	1
GE	SB-1	16SB1FB4C32SPR2P	BREAKER CONTROL	5
GE	SB-1	16SB1FD509SSM2P	AMMETER	18
GE	SB-1	16SB1GB224LSM2V	SELECTOR	1
GE	SB-1	16SB1HB210LSM2V	2DCA / 2DCB	4
GE	SB-1	16SB1HB4C78LTR2P	SB-1 SWITCH	1
GE	SB-1	16SB1HB4C78LTR2P	BREAKER CONTROL	6
GE	SB-1	16SB1LD403SSM2V	N/A	1
GE	SB-1	16SBDBJ03SSM2V	UNDER FREQUENCY LOAD SHED	1
GE	SB-1	269A2500G1X2	TRIP / REMOTE CONTROL	1
GE	SB-1	6129610G2	SB-1	1
GE	SB-1	6401401G1	SB-1	2
GE	SB-1	6578004G2X2	SELECTOR SWITCH	3
GE	SB-1	6578059 G2	SWITCH	1
GE	SB-1	6578059 G3	SWITCH	2
GE	SB-1	6578364G1	RAISE / LOWER	12
GE	SB-1	C4A84S1F1P1	N/A	3
GE	SB-12	6353570G12	AUXILIARY SWITCH	1
GE	SBM	10AA004	VOLTMETER	5
GE	SBM	10AA006	VOLTMETER	1
GE	SBM	10AA008	AMMETER	1
GE	SBM	10AA009	AMMETER	4
GE	SBM	10AA010	AMMETER	5
GE	SBM	10AA011	AMMETER	1
GE	SBM	10AA012	AMMETER	6
GE	SBM	10AA013	AMMETER	8
GE	SBM	10AA029	VOLTMETER	1

MFG	TYPE	CAT #	FUNCTION	QTY
GE	SBM	10AA100	BREAKER CONTROL	4
GE	SBM	10AA125	AMMETER	6
GE	SBM	10AA126	BREAKER CONTROL	1
GE	SBM	10AR414		1
GE	SBM	10AX001G4	8 STAGE SWITCH	1
GE	SBM	10AX006G4	BREAKER CONTROL	1
GE	SBM	10BY960	BREAKER CONTROL	2
GE	SBM	10AA125	BREAKER CONTROL	1
GE	SBM	A3A00S1S2P1	TEST	3
GE	SBM	D2A34R1A3N145	TRANSF. SW2	1
GE	SBM	10A1044	GROUND DEFEAT SWITCH	1
GE	SBM SWITCH	10AB854	SWITCH	2
GE	SBM SWITCH	10AB855	SWITCH	4
GE	SFC	12SFC177A1A	TIME OVERCURRENT	2
GE	SFC	12SFC177A2A	TIME OVERCURRENT	6
GE	SFF	12SFF31A1A	STATIC FREQUENCY	5
GE	SFF	12SFF31C1A	STATIC FREQUENCY	2
GE	SPA	12SPA12B1A	PILOT WIRE AUXILIARY	1
GE	SPD	12SPD11A1A REV. A	STATIC A-C PILOT WIRE	2
GE	SR750	750-P5-G5-S5-LO-A20-R-E		1
GOULD	GRC-100	202K8361	GROUND FAULT GRC-100	6
GOULD	TMC	202T3010	GROUND FAULT MONITOR	6
GOULD	TMC	202T3010UL	GROUND FAULT	2
INSTR		9524210B		1
IT	AMMETER	952410C	95 AMMETER	1
IT	IT	9.52E+05	SERIES 95 SELECTOR	4
IT	SERIES	957804D	95 LOCKOUT	1
IT	SERIES 95	952458D	BREAKER CONTROL	2
ITE		2008-1CC1-0002		1
ITE	25S	424J2105	SYNCHRONISM CHECK	2
ITE	27	211R1175	UNDERVOLTAGE	2
ITE	27D	211R6175	UNDERVOLTAGE	1
ITE	27D	411R6175	UNDERVOLTAGE	2
ITE	27N	211T6175-HF	UNDERVOLTAGE	3
ITE	50B	238D5575	CURRENT DETECTOR	1
ITE	50D	238T1475	OVERCURRENT	1
ITE	50D	468S3365	OVERCURRENT	1
ITE	50D	468S3465	OVERCURRENT	1
ITE	50H	468T0565	OVERCURRENT	6
ITE	51I	223T1341	OVERCURRENT	1
ITE	51L	223P1340	OVERCURRENT	1
ITE	51L	223P5541	OVERCURRENT	4
ITE	51L	223T5541	CIRCUIT SHIELD OVERCURRENT	1
ITE	51Y	223T2294	OVERCURRENT	1
ITE	51Y	223T2341	CIRCUIT SHIELD OVERCURRENT	5
ITE	51YM	443T9561	OVERCURRENT	2
ITE	59G	410E1175	GROUND VOLTAGE	2
ITE	62K	217K1075	TIMING RELAY	2
ITE	79M	448G3613	CIRCUITSHIELD RECLOSING	1

MFG	TYPE	CAT #	FUNCTION	QTY
ITE	79PS	248C3603	CIRCUIT SHIELD RECLOSING	1
ITE	87M	219M2573	DIFFERENTIAL	1
ITE	87T	419T2431	TRANSFORMER DIFFERENTIAL	2
ITE	AR	644B590A10	AUXILIARY	2
ITE	C-77	2002-6EA2-3001	VOLTMETER	7
ITE	C-77	3000-3AJ2-3003	AMMETER	17
ITE	C-77	3001-6EE2-3002	VOLTMETER	6
ITE	C-77	41024CA1-4722-99	PERMISSIVE	1
ITE	C-77	5000-2AN2-4002	AMMETER	4
ITE	C-77	8006-4AC28400	CONTROL TRANSFER	1
ITE	CO-11	183A806A06A	OVERCURRENT	13
ITE	CO-11	265C047A18	OVERCURRENT	3
ITE	CO-8	288B717A18A	OVERCURRENT	2
ITE	CV-25	290B569A21	OVERVOLTAGE	3
ITE	CV-8	183A205A15	VOLTAGE	5
ITE	DPU2000	487V1301-6000	DISTRIBUTION PROTECTION	2
ITE	GR-200	202C1261UL	GROUND FAULT	1
ITE	GR-200	202C2261UL	GROUND FAULT	1
ITE	GRC	202K9361UL	GROUND FAULT	1
ITE	HU	290B346A09B	TRANSFORMER DIFFERENTIAL	9
ITE	IRP-9	289B444A10C	DIRECTIONAL OVERCURRENT	1
ITE	IT	RK715500-AA	OVERCURRENT	2
ITE	J20M	LR15705	J20M CONTROL	1
ITE	KC-4	293B004A13		1
ITE	MICRO51	446S1201	OVERCURRENT	6
ITE/ABB	CO-8 HILO	264C900A07		2
ITE/ABB	IT	1351D17R01	INDICATOR	1
K&M	A11	C21306	ROTARY SWITCH	1
s	51E	443S3131	OVERCURRENT	2
SANTON	G77	SRP1312BP89/S	N/A	1
SDI	SDI	A5BxB46	SHUNT COIL W/CONTACTS	1
SQD	PL	CM-2150	POWER LOGIC POWER METER	7
SQD	PL	CM-2350	POWER LOGIC POWER METER	1
SQD	PL	CM-250X1	POWER LOGIC POWER METER	1
SQD	PL	PM620	POWER LOGIC POWER METER	21
SQD	PL	PMD32	POWER LOGIC POWER METER	22
WEST		15825K1DMN	LIFE-LINE CONTACTOR	1
WEST	1338958-A	11508-BP	OVERCURRENT	1
WEST	AR	606B029A09	AUXILIARY	1
WEST	AV	32A1528G06		2
WEST	BL	1343051	THERMAL OVERLOAD	1
WEST	BL-1	1723262	THERMAL	1
WEST	BL-1	1876031	THERMAL	2
WEST	BL-1	1876033	THERMAL	8
WEST	BL-1	293B119A11	THERMAL	1
WEST	BL-1	293B119A21	THERMAL	2
WEST	CA	290B892A09	DIFF. GENERATOR	29
WEST	CA	290B893A09	PERCENTAGE DIFFERENTIAL X	2
WEST	CA-6	HU-39622-1	DIFFERENTIAL	3

MFG	TYPE	CAT #	FUNCTION	QTY
WEST	CH-3	1271029	POWER DIRECTIONAL	4
WEST	CM	290B960A21	CM	1
WEST	CO	1338980	OVERCURRENT	4
WEST	CO	1340730	OVERCURRENT	2
WEST	CO	1545026	ADJ. INV. OVERCURRENT	9
WEST	CO	1545029	ADJ. INV. OVERCURRENT	13
WEST	CO	1545030	ADJ. INV. OVERCURRENT	1
WEST	CO	1545034	INVERSE OVERCURRENT	12
WEST	CO	1099702-A	OVERCURRENT	1
WEST	CO	1271071-A	OVERCURRENT	2
WEST	CO	1271197-A	OVERCURRENT	4
WEST	CO	1338964-A	OVERCURRENT	3
WEST	CO	1338968-A	OVERCURRENT	5
WEST	CO	1338984-A	OVERCURRENT	1
WEST	CO	1339014-A	OVERCURRENT	1
WEST	CO	1546822-A	INVERSE OVERCURRENT	1
WEST	CO	1546832-A	INVERSE OVERCURRENT	3
WEST	CO	1-Y-9275-1	OVERCURRENT	1
WEST	CO	20-Y-2664-5	OVERCURRENT	1
WEST	CO	20-Y-5961-6	OVERCURRENT	2
WEST	CO	20-Y-6326-1	OVERCURRENT	9
WEST	CO	20-Y-6336-31	OVERCURRENT	1
WEST	CO	BU-27970-1	OVERCURRENT	2
WEST	CO	SVS80096-1	INVERSE OVERCURRENT	8
WEST	CO	SVS80096-2	INVERSE OVERCURRENT	5
WEST	CO	SVS82669-1	INVERSE OVERCURRENT	6
WEST	CO-11	1875292A	OVERCURRENT	1
WEST	CO-11	1875293A	OVERCURRENT	4
WEST	CO-11	1875299A	OVERCURRENT	3
WEST	CO-11	1875301A	OVERCURRENT	11
WEST	CO-11	1961542A	OVERCURRENT	1
WEST	CO-11	265C047A05	OVERCURRENT	19
WEST	CO-11	265C047A07	OVERCURRENT	2
WEST	CO-11 HILO	265C047A05	OVERCURRENT	6
WEST	CO-2	1875229A	OVERCURRENT	1
WEST	CO-2	265C195A01	OVERCURRENT	3
WEST	CO-2	265C195A03	OVERCURRENT	6
WEST	CO-4	1876247A	OVERCURRENT	5
WEST	CO-5	264C897A18	OVERCURRENT	2
WEST	CO-6	1875244	OVERCURRENT	1
WEST	CO-6	1875244A	OVERCURRENT	4
WEST	CO-6	1875247A	OVERCURRENT	9
WEST	CO-6	1876906A	OVERCURRENT	1
WEST	CO-6	1876907A	OVERCURRENT	2
WEST	CO-6	288B715A14A	OVERCURRENT	1
WEST	CO-7	1875253A	OVERCURRENT	2
WEST	CO-7	1875254A	OVERCURRENT	4
WEST	CO-7	1875257A	OVERCURRENT	1
WEST	CO-7	1875259A	OVERCURRENT	1

MFG	TYPE	CAT #	FUNCTION	QTY
WEST	CO-7	288B716A11A	OVERCURRENT	2
WEST	CO-7H1111N	264C899A07	OVERCURRENT	7
WEST	CO-8	1875265	OVERCURRENT	1
WEST	CO-8	1875265A	OVERCURRENT	1
WEST	CO-8	1875266A	OVERCURRENT	2
WEST	CO-8	1875267A	OVERCURRENT	12
WEST	CO-8	1875270A	OVERCURRENT	11
WEST	CO-8	1875273A	OVERCURRENT	17
WEST	CO-8	1875275A	OVERCURRENT	13
WEST	CO-8	1875276A	OVERCURRENT	38
WEST	CO-8	1875277A	OVERCURRENT	7
WEST	CO-8	1875369A	OVERCURRENT	4
WEST	CO-8	1878043A	OVERCURRENT	48
WEST	CO-8	264C900A01	OVERCURRENT	1
WEST	CO-8	264C900A03	OVERCURRENT	10
WEST	CO-8	264C900A11	OVERCURRENT	2
WEST	CO-8	264C900A27	OVERCURRENT	4
WEST	CO-8	288B717A20A	OVERCURRENT	2
WEST	CO-8H1111N	264C900A07	OVERCURRENT	30
WEST	CO-9	1875281A	OVERCURRENT	5
WEST	CO-9	1875283A	OVERCURRENT	5
WEST	CO-9	1875288A	OVERCURRENT	12
WEST	CO-9	1875289A	OVERCURRENT	8
WEST	CO-9	264C901A03	OVERCURRENT	13
WEST	CO-9	264C901A07	OVERCURRENT	40
WEST	CO-9	264C901A08	OVERCURRENT	1
WEST	CO-9 HILO	264C901A05	OVERCURRENT	8
WEST	CO-9A1111N	264C901A11	OVERCURRENT	12
WEST	COD	1963652	CURRENT SENSING	2
WEST	COD	289B979A13	CURRENT SENSING	6
WEST	COH	1271475	OVERCURRENT	2
WEST	COH	1273473	OVERCURRENT	3
WEST	COH	20-Y-6326-20	OVERCURRENT	5
WEST	COV-8	1876243	VOLTAGE CONTROLLED	2
WEST	COV-9	1878530	VOLTAGE CONTROLLED	3
WEST	CP	1271889	REVERSE PHASE VOLTAGE	1
WEST	CP	20-Y-2664-9	REVERSE PHASE VOLTAGE	1
WEST	CP	289B415A09	REVERSE PHASE VOLTAGE	1
WEST	CP	289B415A09A	REVERSE PHASE VOLTAGE	8
WEST	CP	289B415A13A	INV. PHASE VOLTAGE	2
WEST	CP	289B415A14A	REVERSE PHASE VOLTAGE	1
WEST	CP	289B415A31A	REVERSE PHASE VOLTAGE	4
WEST	CP	289B889A11A	REVERSE PHASE VOLTAGE	2
WEST	CR	1271547	DIRECTIONAL OVERCURRENT	5
WEST	CR	PG60639-1	DIRECTIONAL OVERCURRENT	3
WEST	CR-11	288B940A16	DIRECTIONAL OVERCURRENT	4
WEST	CR-11	289B940A16	DIRECTIONAL OVERCURRENT	1
WEST	CR-2	289B423A11	DIRECTIONAL OVERCURRENT	1
WEST	CR-6	1875556	DIRECTIONAL OVERCURRENT	3

MFG	TYPE	CAT #	FUNCTION	QTY
WEST	CR-6	1875560	DIRECTIONAL OVERCURRENT	2
WEST	CR-7	288B571A37	DIRECTIONAL OVERCURRENT	1
WEST	CR-8	1875579	DIRECTIONAL OVERCURRENT	8
WEST	CR-8	1875580	DIRECTIONAL OVERCURRENT	2
WEST	CR-9	1875591	DIRECTIONAL OVERCURRENT	1
WEST	CR-9	1875592	DIRECTIONAL OVERCURRENT	1
WEST	CR-9	288B576A12A	DIRECTIONAL OVERCURRENT	4
WEST	CR-9	288B576A22	DIRECTIONAL OVERCURRENT	12
WEST	CRP	1875588	DIRECTIONAL OVERCURRENT	3
WEST	CRP-2	289B427A09	DIRECTIONAL OVERCURRENT	1
WEST	CRP-8	1875573	DIRECTIONAL OVERCURRENT	3
WEST	CRP-9	1875590	DIRECTIONAL OVERCURRENT	1
WEST	CRP-9	1875585A	DIRECTIONAL OVERCURRENT	1
WEST	CV	1056484-D	OVERVOLTAGE	2
WEST	CV-5	1875512A	OVER VOLTAGE	2
WEST	CV-7	1875524A	OVERVOLTAGE	1
WEST	CV-7	1961875A	VOLTAGE	1
WEST	CW	289B988A17A	POWER	3
WEST	CW	289B988A18A	POWER	4
WEST	CW	289B988A21A	POWER	4
WEST	CW	SVS80096-3	POWER	2
WEST	CWC	1876193	POWER	2
WEST	D2B-2F	56385689	KILOWATT HOURS METER	1
WEST	DRC	718B784A09	DRC	3
WEST	DT-3	1962384	SENSING	1
WEST	HCB	1272197	PILOT WIRE	3
WEST	HCB	1876231	PILOT WIRE	1
WEST	HCB	1272197A	PILOT WIRE	1
WEST	HCB	292B930A13		1
WEST	HCB-1	292B930A29A		1
WEST	HU	290B346A09A	TRANSFORMER DIFFERENTIAL	2
WEST	HVS	1878155	HVS GROUND	2
WEST	IQ	2D78522	IQ DATA PLUS II	1
WEST	IQ 1000	9966D32	IQ	3
WEST	IQ 1000 2 (II)	2D78558	IQ	1
WEST	IRD-9	289B449A10	DIRECTIONAL OVERCURRENT	1
WEST	IRP-6	CGSR-988-2B	DIRECTIONAL OVERCURRENT	2
WEST	IRP-9	289B444A09	DIRECTIONAL OVERCURRENT	1
WEST	IRP-9	289B444A10	DIRECTIONAL OVERCURRENT	1
WEST	IRP-9	289B444A11	DIRECTIONAL OVERCURRENT	1
WEST	IRP-9	289B444A16	DIRECTIONAL OVERCURRENT	1
WEST	IRV-6	290B091A19A	DIRECTIONAL OVERCURRENT	6
WEST	IRV-9	290B094A14A	DIRECTIONAL OVERCURRENT	1
WEST	IRV-9	290B094A33	DIRECTIONAL OVERCURRENT	1
WEST	IT	1351D17A01	INSTANTANEOUS TRIP	7
WEST	IT	1351D18A01	OVERCURRENT	3
WEST	IT	1351DD17A01	INSTANTANEOUS TRIP	1
WEST	ITH	1956073A	N/A	1
WEST	ITH	288B714A28A	INSTANTANEOUS OVERCURRENT	4

MFG	TYPE	CAT #	FUNCTION	QTY
WEST	JD	JD	TIMING	1
WEST	JM	1727521	ANNUNCIATOR	2
WEST	KA-4	293B237A15	CARRIER AUXILIARY	2
WEST	KAB	6668D37A12	BUS DIFFERENTIAL	4
WEST	KAB	6668D37A22	BUS DIFFERENTIAL	16
WEST	KAB	6668D37A26	BUS DIFFERENTIAL	4
WEST	KAB	6668D37A27	BUS DIFFERENTIAL	1
WEST	KC-4	293B004A10		1
WEST	KC-4	293B004A17		1
WEST	KD-10	719B195A11	DISTANCE	1
WEST	KD-3	290B658A09	DISTANCE	1
WEST	KD-4	292B335A15	DISTANCE	4
WEST	KD-41	293B288A10	DISTANCE	1
WEST	KR-D	1963313	DIRECTIONAL OVERCURRENT	1
WEST	LC-1	1876166A	LC-1	12
WEST	LC-2	1876167	LC-2	2
WEST	LIFELINE	1645840	CIRCUIT BREAKER CONTROL	1
WEST	LIFELINE	1645848	CIRCUIT BREAKER CONTROL	1
WEST	LIFELINE	1649305	BREAKER CONTROL	2
WEST	MG-6	1163801	AUXILIARY	2
WEST	MG-6	288B977A20	AUXILIARY	2
WEST	MG-6	289B359A22	AUXILIARY	3
WEST	MG-6	289B360A10	AUXILIARY	2
WEST	MG-6	289B360A16	AUXILIARY	1
WEST	MG-6	289B360A18	AUXILARY	1
WEST	MG-6	289B362A15	AUXILIARY	1
WEST	MG-6	289B473A20	AUXILIARY	1
WEST	MG-6	289B473A22	AUXILIARY	2
WEST	MG-6	671B460A25	AUXILIARY	1
WEST	PILOT WIRE	1491628	PILOT WIRE TEST	3
WEST	PILOT WIRE	1491628C	PILOT WIRE TEST	1
WEST	PM-13	290B119A09		1
WEST	PS-1	20-Y-6326-15	SUPERVISORY	2
WEST	PS-D	289B338A11A	PS-D	2
WEST	RC	1876019	AUTOMATIC RECLOSER	7
WEST	RC	1876020	AUTOMATIC RECLOSER	5
WEST	S1	948949	CIRCUIT BREAKER CONTROL	15
WEST	SB-1	116B6339 G10	AUX SWITCH	3
WEST	SBF-1	1529F93A07D	BREAKER FAILURE	1
WEST	SC	1544954	CURRENT	5
WEST	SC	1876046	CURRENT	4
WEST	SC	1876047	CURRENT	3
WEST	SC	1876048	CURRENT	2
WEST	SC	1876059	CIRCUIT	5
WEST	SC	1878399	CURRENT	1
WEST	SC-1	1876062	CURRENT	1
WEST	SDF-1	1733F21A01A	DIGITAL UNDERFREQUENCY	9
WEST	SDF-1	1733F21A01B	DIGITAL UNDERFREQUENCY	5
WEST	SG	1162949	AUXILIARY	1

MFG	TYPE	CAT #	FUNCTION	QTY
WEST	SG	1340082	AUXILIARY	3
WEST	SG	1342929	AUXILIARY	2
WEST	SG	1541917	AUXILIARY	13
WEST	SG	1729021	AUXILIARY	5
WEST	SG	1956958	AUXILIARY	1
WEST	SG	1155687A	AUXILIARY	1
WEST	SG	1162950-A	AUXILIARY	1
WEST	SG	1205619C	AUXILIARY	9
WEST	SG	1210936C	AUXILIARY	1
WEST	SG	1340082-A	AUXILIARY	35
WEST	SG	1342923A	AUXILIARY	1
WEST	SGR-12	289B870A09A	RECLOSING	1
WEST	SSV-T	1321D79A13	RELAY	4
WEST	SV-1	1876104	VOLTAGE	1
WEST	SX	289B544A09A	AUXILIARY	1
WEST	SX	289B546A09A	AUXILIARY	1
WEST	TD-5	293B301A10A	TIME DELAY	1
WEST	TD-5	293B301A10A	TIME DELAY	2
WEST	TK	1059962-B	TK	1
WEST	TR-1	290B311A	OVERCURRENT	1
WEST	TRB	407C275G01	STATIC TRIPPING UNIT	1
WEST	W	1040750C	VOLTMETER	1
WEST	W	1040762C	VOLTMETER	1
WEST	W	1040767B	N/A	1
WEST	W	1151878C	AMMETER	2
WEST	W	1173014-C	VOLTMETER	2
WEST	W2	NP502A05H04	AUTO TRANSFER	1
WEST	W-2	505A601G01	AMMETER	6
WEST	W-2	505A602G01	VOLTMETER	2
WEST	W-2	505A613G01	CIRCUIT BREAKER CONTROL	1
WEST	W-2	505A614G01	CIRCUIT BREAKER CONTROL	4
WEST	W-2	505A701G06	AMMETER	2
WEST	W-2	505A702G04	VOLTMETER	1
WEST	W-2	505A714G01	CIRCUIT BREAKER CONTROL	1
WEST	W-2	505A754G01	POWER FACTOR METER	1
WEST	W-2	508A184G01	CIRCUIT BREAKER CONTROL	2
WEST	W-2	NP677C524H01	AMMETER	2
WEST	WL	20-Y-2664	CIRCUIT BREAKER CONTROL	1
WEST	WL	20-Y-6326	CIRCUIT BREAKER CONTROL	1
WEST	WL	300P761G01	CIRCUIT BREAKER CONTROL	7
WEST	WL	300P764G01	CIRCUIT BREAKER CONTROL	1
WEST	WL	422D949G23	CIRCUIT BREAKER CONTROL	1
WEST	WL-2	796A201-G06	CIRCUIT BREAKER CONTROL	1
WEST	WL-2	796A205-G06	REST /TRIP SWITCH	1

Current Transformers

MFG	TYPE	STYLE	RATIO	QTY
ABB	SCV	DONUT	1000:5	3
ABB	SCV-1200MR	DONUT	1200:5	1
ABB	CMS	DONUT	200:5	4
ABB	SCV-200	DONUT	200:5	9
ABB	RCT-15	DONUT	400:5	1
ABB	7525A26G01	DONUT	50:5	5
ABB	CMV	DONUT	600:5	3
ABB	7525A26G02	DONUT	75:5	6
ABB	401839K02	DONUT	800:2	2
AC	LRM	BAR		3
AC	LVC-2	DONUT	1000:5	10
AC		DONUT	1200:5	1
AC	LVC-2	DONUT	1200:5	2
AC	N/A	DONUT	1200:5	2
AC	N/A	DONUT	1200:5	5
AC	YSC	BAR	1200:5	3
AC	LRM	BAR	150:5	3
AC	LB	DONUT	1500:5	2
AC	LVC-2	DONUT	1600:5	3
AC	LRM	BAR	200:5	3
AC	FD	DONUT	2000:5	13
AC	LB	DONUT	2000:5	2
AC	WWSC	BAR	2000:5	2
AC	LRM	BAR	60:5	6
AC	25-107-368-001	DONUT	600:5	10
AC	LRM	BAR	75:5	4
AC		DONUT	800:5	18
AC	LVC-2	DONUT	800:5	3
AC	N/A	DONUT	800:5	2
AC/SA	N/A	DONUT	1500:5	3
AEC	HSB	DONUT	600/300:5	2
AMC		DONUT	2500:5	6
ASTRA	TAB	BAR	500:5	2
BBC	401740-K4	DONUT	200:5	5
BBC	TKM-1	DONUT	600:5	4
BBC	TKM-1	DONUT	800:5	1
CARRIERE	3-0511-0102	DONUT	3000/2000:1	3
CH		BAR	10:10	1
CH	N/A	DONUT	1600:5	2
EATON	9917D43H01	DONUT	100:5	3
EATON	62921SH-1200	DONUT	1200:5	6
EATON	9253C03H09	DONUT	1600:1	1
EATON	N/A	DONUT	1600:5	2

MFG	TYPE	STYLE	RATIO	QTY
EATON	4710A55H25	DONUT	300:5	6
EATON	8257A68H01	DONUT	3000:5	38
EATON	9253C00H03	DONUT	400:5	1
EATON	730-601	DONUT	600:5	2
EI	120	DONUT	1500:5	1
EI	120	DONUT	600:5	2
EMC	SB6510-1200	DONUT	1200:5	6
EMC	72116SH-50	DONUT	50:5	2
EMI	76	DONUT	600:5	3
FLEX-CORE	N/A	DONUT	100:5	2
FLEX-CORE	58RBL-151	DONUT	150:5	15
FLEX-CORE	604-151	DONUT	150:5	1
FLEX-CORE	114-201	DONUT	200:5	4
FLEX-CORE	604-401	DONUT	400:5	1
FLEX-CORE	141-500	DONUT	50:5	2
FLEX-CORE	194-601	DONUT	600:5	6
FLEX-CORE	7RBL-801	DONUT	800:5	3
FPE	CTE...	DONUT	1200:5	3
FPE	2765A0490	DONUT	2000:5	6
FPE	CTE5000	DONUT	5000:5	4
FPE	HCP	DONUT	800:5	3
GE	JAR-0	N/A	10:0.667	4
GE	GRD BCT	DONUT	10:1	6
GE	JAR-0	N/A	10:1	23
GE	JAR-0	N/A	10:5	3
GE	JAR-0	N/A	10:5	6
GE	JCH-0	DONUT	100:5	1
GE	N/A	BAR	100:5	2
GE	JAD-0	DONUT	1000:5	1
GE	JAF-0	DONUT	1000:5	12
GE	JAH-0	DONUT	1000:5	8
GE	JAB-0	DONUT	1200:5	2
GE	JAF-0	DONUT	1200:5	14
GE	JAH-0	DONUT	1200:5	2
GE	JCS-0	DONUT	1200:5	2
GE	JS-2	DONUT	1200:5	3
GE	LVS	DONUT	1200:5	2
GE	JKC-3	BAR	150:5	1
GE	JKM-4	BAR	150:5	2
GE	JKS-5	BAR	150:5	8
GE	JAD-0	DONUT	1500:5	6
GE	JAF-0	DONUT	1500:5	11
GE	JAH-0	DONUT	1500:5	27
GE	JCS-0	DONUT	1500:5	8

MFG	TYPE	STYLE	RATIO	QTY
GE	JCS-2	DONUT	1500:5	6
GE	JAR-0	DONUT	2.5:5	1
GE	JAR-0	DONUT	20:5	3
GE	9JL9	BAR	200:5	2
GE	JAS-0	DONUT	200:5	2
GE	JKC-3	BAR	200:5	3
GE	JKM-3	BAR	200:5	4
GE	JKP-O	DONUT	200:5	1
GE	JKS-3	BAR	200:5	3
GE	JS-1	BAR	200:5	8
GE	B108-202	DONUT	2000:5	3
GE	G-14	DONUT	2000:5	6
GE	JAF-0	DONUT	2000:5	2
GE	JAG-0	DONUT	2000:5	3
GE	JAH-0	DONUT	2000:5	18
GE	JCB-0	DONUT	2000:5	4
GE	JCM-2	BAR	2000:5	2
GE	JCM-3	BAR	2000:5	2
GE	JCM-4	BAR	2000:5	3
GE	JCS-0	DONUT	2000:5	6
GE	JKL-3	BAR	2000:5	2
GE	JCM-5	BAR	2000:5 / 4	3
GE	GEH-230	DONUT	225:5	1
GE	JCH-0	DONUT	225:5	1
GE		BAR	25:5	1
GE	JKC-3	BAR	25:5	1
GE	N/A		25:5	1
GE	JS-1	BAR	250:5	3
GE	JCB-0	DONUT	2500:5	4
GE	JCS-0	DONUT	2500:5	6
GE	JCH-0	DONUT	300:5	2
GE	JCH-0	DONUT	300:5	2
GE	JKS-3	BAR	300:5	2
GE	N/A	DONUT	300:5	2
GE	N/A	DONUT	300:5	5
GE	JAG-0	DONUT	3000:5	3
GE	JAH-0	DONUT	3000:5	18
GE	JCB-0	DONUT	3000:5	3
GE	JCB-0	DONUT	3000:5	3
GE	JCS-0	DONUT	3000:5	1
GE	JCS-0	DONUT	3000:5	2
GE	JKU-0	DONUT	3000:5	2
GE	MVER	DONUT	3000:5	3
GE	JAK-0	DONUT	400:5	3

MFG	TYPE	STYLE	RATIO	QTY
GE	JCB-0	DONUT	400:5	1
GE	JCS-0	DONUT	400:5	25
GE	JKM-0	BAR	400:5	2
GE	JKS	BAR	400:5	1
GE	JKS-3	BAR	400:5	7
GE	JKS-5	BAR	400:5	3
GE	JL-9	BAR	400:5	6
GE	N/A	DONUT	400:5	6
GE	JAH-0	DONUT	4000:5	2
GE	N/A	DONUT	4000:5	1
GE	N/A	DONUT	4000:5	3
GE	JAR-0	N/A	5.0:0.625	24
GE	JAR-0	N/A	5:0.25	1
GE	JAR-0	N/A	5:2.5	1
GE	JAR-0	N/A	5:5	7
GE	JCB-0	DONUT	50:5	3
GE	JCS-0	DONUT	50:5	3
GE	JKM-3	BAR	50:5	2
GE	JAU-0	DONUT	500:5	2
GE	JCH-0	DONUT	500:5	8
GE	N/A	DONUT	500:5	3
GE	JAF-0	DONUT	600:5	5
GE	JAH-0	DONUT	600:5	15
GE	JAI-0	DONUT	600:5	1
GE	JCH-0	DONUT	600:5	28
GE	JCS-0	DONUT	600:5	8
GE	JKP-0	DONUT	600:5	4
GE	JKS-5	BAR	600:5	20
GE	9JL9	BAR	75:5	4
GE	JAU-0	DONUT	75:5	4
GE	JAR-0	N/A	8:5	2
GE	343L693G7	DONUT	800:5	3
GE	G-9	DONUT	800:5	3
GE	JAG-0	DONUT	800:5	1
GE	JAH-0	DONUT	800:5	46
GE	JAS-0	DONUT	800:5	9
GE	JCH-0	DONUT	800:5	1
GE	JCP-0	DONUT	800:5	12
GE	JCS-0	DONUT	800:5	1
GE	JCS-0	DONUT	800:5	3
GE	JCT-0	BAR	800:5	1
GE	JKM-3	BAR	800:5	6
GE	JKM-5	BAR	800:5	2
GE	JKM-5	BAR	800:5	7

MFG	TYPE	STYLE	RATIO	QTY
GE	JKP-0	BAR	800:5	2
GE	JKP-0	DONUT	800:5	5
GE	N/A	DONUT	800:5	1
GE	N/A	DONUT	800:5	2
GE	N/A	DONUT	800:5	3
GE	JKM-5	BAR	800:5:5	6
GTE	N/A	DONUT	1500:5	29
INST		DONUT	1500:5	26
INST ACC	15	DONUT	1000:5	3
IT	52901-007-51	DONUT	100:5	1
IT	7SFT-102-1	DONUT	1000:5	1
IT	115-122MR	DONUT	1200:5	12
IT	722-122	DONUT	1200:5	1
IT	780-122	DONUT	1200:5	3
IT		DONUT	1500:5	1
IT	350-801	DONUT	1500:5	1
IT	350-162	DONUT	1600:5	2
IT	500T-041X071-162	DONUT	1600:5	6
IT	N/A	DONUT	1600:5	3
IT	112-201	DONUT	200:5	1
IT	12-749383-02	DONUT	200:5	3
IT	720-201	DONUT	200:5	1
IT	722-201	DONUT	200:5	2
IT	780-201	DONUT	200:5	3
IT		DONUTE	2000:5	14
IT	500T	DONUT	2000:5	6
IT	730-202	DONUT	2000:5	19
IT	780-251	DONUT	250:5	3
IT	170 RL-301	DONUT	300:5	7
IT	2SFT-301	DONUT	300:5	1
IT	780-301	DONUT	300:5	9
IT	785-301	DONUT	300:5	3
IT	102-302	DONUT	3000:5	3
IT	500T-051X071-302	DONUT	3000:5	1
IT	584-302	DONUT	3000:5	6
IT	120-322	DONUT	3200:5	8
IT	N/A	DONUT	3200:5	3
IT	20-400	DONUT	4.8:8	3
IT	722-401	DONUT	400:5	1
IT	N/A	DONUT	400:5	15
IT	175-402	DONUT	4000:5	3
IT	500T-080X071-402	DONUT	4000:5	1
IT	AUX CT		5:5	1
IT	500T-041X117-502	DONUT	5000:5	2

MFG	TYPE	STYLE	RATIO	QTY
IT	730-502	DONUT	5000:5	3
IT	180 SHT-601	DONUT	600:5	25
IT	185-601	DONUT	600:5	3
IT	298-601	DONUT	600:5	1
IT	500T-080X117-502	DONUT	6000:5	2
IT	N/A	DONUT	750:5	4
IT	135-801	DONUT	800:5	15
IT	180-SHT-801	DONUT	800:5	35
IT	560-801	DONUT	800:5	3
ITE		DONUT		4
ITE		DONUT		7
ITE	GSN-1	DONUT	100:5	3
ITE	KIR-60	BAR	100:5	4
ITE	MC-25A1	BAR	1000:5	3
ITE	MC-15-	BAR	1200:5	1
ITE	MC-15A1S	BAR	1200:5	2
ITE	T5-S	DONUT	1200:5	2
ITE	TKM-1	DONUT	1200:5	3
ITE	TM-5	BAR	1200:5	3
ITE	MC-5A1	BAR	1500:5	2
ITE	T-5S	DONUT	1500:5	7
ITE	TKM-1	DONUT	1500:5	5
ITE	TL-2	DONUT	1500:5	11
ITE	MC-5	DONUT	1600:5	2
ITE	TKM-IS	DONUT	1600:5	3
ITE	TL-2	DONUT	200:5	1
ITE	139-202	DONUT	2000:5	3
ITE	4K	DONUT	2000:5	7
ITE	675-202	DONUT	2000:5	3
ITE	KM-3	DONUT	2000:5	3
ITE	MC-15A1	BAR	2000:5	1
ITE	SCV	DONUT	2000:5	9
ITE	TL-2	DONUT	2000:5	4
ITE	TL-2	DONUT	2000:5	4
ITE	TL-3	DONUT	2000:5	1
ITE	TL-3	DONUT	2500:5	3
ITE	MC-151A	BAR	300:5	1
ITE	MCS-21	BAR	300:5	3
ITE	MCS-25	BAR	300:5	1
ITE	MCS-25S	BAR	300:5	2
ITE	SCV-300	DONUT	300:5	2
ITE	TL-2	DONUT	300:5	2
ITE	TL-2C	DONUT	300:5	1
ITE	TKM-3	DONUT	3000:5	2

MFG	TYPE	STYLE	RATIO	QTY
ITE	TKM-3	DONUT	3000:5	10
ITE	TKM-5	DONUT	3000:5	3
ITE	TL-3	DONUT	3000:5	3
ITE	C-3	BAR	400:5	3
ITE	MCS-21	BAR	400:5	7
ITE	MCS-25	BAR	400:5	3
ITE	SCV-400	DONUT	400:5	6
ITE	MC-15A1S	BAR	4000:2	4
ITE	MC-5	DONUT	4000:5	3
ITE	TKM-3	DONUT	4000:5	6
ITE	TKM-4	DONUT	4000:5	3
ITE		DONUT	5:5	3
ITE	TA	DONUT	5:5	9
ITE	MCS-25	BAR	50:5	3
ITE	MC-15A1	BAR	500:5	6
ITE	C-2	BAR	600:5	8
ITE	MC-15AIS	BAR	600:5	1
ITE	TKM-1	DONUT	600:5	3
ITE	TKM-1	DONUT	600:5	5
ITE	TL-2	DONUT	600:5	24
ITE	TM-5	BAR	600:5	2
ITE		DONUT	75:5	9
ITE	6CT75B	DONUT	75:5	1
ITE	MCS-25	BAR	75:5	3
ITE	5907	DONUT	800:5	3
N/A	3486C98H20	DONUT	100:5	1
PC	P42301	DONUT	150:5	3
PC	J-36	DONUT	1600:5	35
PC	J-37	DONUT	1600:5	1
PC	P42301	DONUT	2000:5	6
PC	P42301	DONUT	250:5	3
PC	J-36	DONUT	4000:5	6
PC	J-40	DONUT	4000:5	15
PC	P42301	DONUT	75:5	1
PCC	J-37	DONUT	600:5	8
PEACH	120-162	DONUT	1600:5	2
PEACH	601T-401	DONUT	400:5	1
PIEDMONT	K3 MODEL 11	DONUT	1600:2	2
RL	7SFT-101	DONUT	100:5	2
SANGAMO	WH-6A	DONUT	2000:5	1
SD	NEUTRAL CURRENT			1
SE	RD-110	DONUT	1200:5	5
SQD	3PL55-101	DONUT	100:5	1
SQD	120	DONUT	1000:5	2

MFG	TYPE	STYLE	RATIO	QTY
SQD	350	DONUT	1000:5	12
SQD	MDGF/SGR	DONUT	1000:5	28
SQD	350	DONUT	1200:5	11
SQD	110R-122	DONUT	1200:5	2
SQD	210R-122	DONUT	1200:5	1
SQD	3090 SCCT	DONUT	1200:5	7
SQD	786R-122	DONUT	1200:5	3
SQD	180R-151	DONUT	150:5	2
SQD	350	DONUT	1600:5	1
SQD	120R-162	DONUT	1600:5	6
SQD	3090 SCCT	DONUT	1600:5	6
SQD	180R-201	DONUT	200:5	1
SQD	780R-202	DONUT	2000:5	2
SQD	180R-301	DONUT	300:5	2
SQD	273-301	DONUT	300:5	6
SQD	3PL55-301	DONUT	300:5	1
SQD	76R-301	DONUT	300:5	1
SQD	120	DONUT	3000:5	5
SQD	120R-302	DONUT	3000:5	1
SQD	140R-302	DONUT	3000:5	2
SQD	210R-302	DONUT	3000:5	1
SQD	270R-302	DONUT	3000:5	9
SQD	360-302	DONUT	3000:5	9
SQD	781R-302	DONUT	3000:5	3
SQD	270R-401	DONUT	400:5	3
SQD	5NR401L72	DONUT	400:5	1
SQD	2NR500L72	DONUT	50:5	1
SQD	3090	DONUT	600:5	3
SQD	110R-601	DONUT	600:5	6
SQD	180R-601	DONUT	600:5	4
SQD	270R-601	DONUT	600:5	6
SQD	7RL-601	DONUT	600:5	1
SQD	76R-751	DONUT	750:5	2
SQD	170	DONUT	800:5	2
TOSHIBA	PC30003P040	DONUT	200:5	3
WESCH	180 SHT-401	DONUT	400:5	6
WESCH	2SFT-600	DONUT	60:5	1
WEST	DRYAUX	BAR	10:5	1
WEST	BYZ	DONUT	100:5	1
WEST	BYZ	DONUT	100:5	2
WEST	CT-15	BAR	100:5	1
WEST	ECT-5	BAR	100:5	2
WEST	IMC	DONUT	100:5	2
WEST	BT-12.5	DONUT	1000:5	6

MFG	TYPE	STYLE	RATIO	QTY
WEST	SCO-1000	DONUT	1000:5	3
WEST	BT-12.5	DONUT	1200:5	5
WEST	EMC	DONUT	1200:5	1
WEST	KO	BAR	1200:5	3
WEST	RCT-5	DONUT	1200:5	1
WEST	UP-15	BAR	1200:5	3
WEST		BAR	150:5	2
WEST	CT-15	BAR	150:5	1
WEST	RCT-15	DONUT	1500:5	6
WEST	U-15	BAR	1500:5	6
WEST	UP-5	BAR	1500:5	3
WEST	ECT-5	BAR	200:5	3
WEST	KIN-60	BAR	200:5	1
WEST		DONUT	2000:5	3
WEST	H-2.5	DONUT	2000:5	6
WEST	RCT-15	DONUT	2000:5	2
WEST	RCT-5	DONUT	2000:5	1
WEST	RCT-5	DONUT	2000:5	1
WEST	3486C98H03	DONUT	300:5	1
WEST	CT-5	BAR	300:5	12
WEST	IMC	DONUT	300:5	21
WEST	RCT-6	DONUT	300:5	2
WEST	RCT-9	DONUT	300:5	2
WEST	BT-25	DONUT	3000:5	4
WEST	CLA-10	DONUT	3000:5	2
WEST	RCT 3200	DONUT	3000:5	5
WEST	350-401	DONUT	400:5	6
WEST	BT-5	DONUT	400:5	2
WEST	CMF	DONUT	400:5	1
WEST	CSF	DONUT	400:5	1
WEST	CT-5	BAR	400:5	2
WEST	CT-5	BAR	400:5	3
WEST	CTR	DONUT	400:5	3
WEST	IMC	DONUT	400:5	31
WEST	RCT 1600	DONUT	400:5	6
WEST	SVCD-400	DONUT	400:5	3
WEST	7494A73H17	DONUT	4000:5	3
WEST	BT-25	DONUT	4000:5	1
WEST	DSM-3200	DONUT	4000:5	1
WEST	GROUND FAULT SENSOR		50:5	2
WEST	LF	BAR	50:5	9
WEST	SCV-500	DONUT	500:5	14
WEST	BT-12.5	DONUT	600:5	2

MFG	TYPE	STYLE	RATIO	QTY
WEST	CMV	DONUT	600:5	5
WEST	DSM-600	DONUT	600:5	1
WEST	ECI	DONUT	600:5	3
WEST	RCT-15	DONUT	600:5	2
WEST	RCT-5	DONUT	600:5	1
WEST	KIR-60	BAR	75:5	1
WEST	LF	BAR	75:5	6
WEST	RCT-15	DONUT	75:5	4
WEST	RCT-5	DONUT	75:5	3
WEST	BT-5	DONUT	800:5	3
WEST	CLC	DONUT	800:5	1
WEST	CT-5	BAR	800:5	3
WEST	CTM-5	BAR	800:5	1
WEST	RCT-5	DONUT	800:5	2
WEST	RCT-5	DONUT	800:5	3
WEST	RCT-9	DONUT	800:5	2
WEST	UP-5	BAR	800:5	3
WEST	GCT	DONUT	9:0.5	2
WEST	GCT	DONUT	9:0.5	2
WICC	MW0743	DONUT	1600:5	1

Potential Transformers

MFG	TYPE	CAT #	PRIMARY VOLTS	RATIO	QTY
ABB	VIZ-11	7525A70G10	14400/1440 PRIMARY	120:1	5
AC/SA		14-183-122			3
AC/SA		14-223-304-001	2400 PRIMARY		1
AC/SA		14-223-3040796	4160 PRIMARY		1
AC/SA		25-205-350-002	4160 PRIMARY		1
AC/SA		266C-511	480 PRIMARY	60:1	1
AC/SA	LIP	1816	480 PRIMARY	120:1	4
ACME		T-53012		N/A	1
DLG		56337-3	300 PRIMARY	2:5:1	3
EATON		4160V		N/A	1
FPE	PT-6	2752D0599	2.4 PRIMARY	2.4:1	2
FPE	PTN-5	2753A0663	288 PRIMARY	2.4:1	6
GE		50-470122WAAT	120 PRIMARY	120:1	1
GE		643X92	4200 PRIMARY	35:1	2
GE		685X47	7200 PRIMARY	60:1	1
GE		760X34G	388 PRIMARY		4
GE		760X9069	480 PRIMARY	4:1	2
GE		760X90G10	600 PRIMARY	5:1	5
GE		9T22B4311	480 PRIMARY	60:1	1
GE		9T24Y204G7	4160 PRIMARY	60:1	1
GE		9T28B9710G14	2300 PRIMARY	50:1	1
GE		9T51Y22	240 PRIMARY	50:1	3
GE		9T51Y6432			2
GE		9T51Y6433			1
GE		9T56Y1930	480 PRIMARY	20:1	1
GE		9T56Y2815			2
GE		9T56Y2905			3
GE		9T58B2832	600 PRIMARY	60:1	1
GE		9T58B42			1
GE		D722915		.5:1	3
GE		PLPT1G07	480 PRIMARY	4:1	1
GE	EAE1	E333258	480 PRIMARY	120:1	2
GE	JE	760X90G9	480 PRIMARY	4:1	3
GE	JE-27	760X90G7	288 PRIMARY	2:4:1	11
GE	JVA-0	760X34G6	480 PRIMARY	4:1	2
GE	JVM-3	643X94	4200 PRIMARY	35:1	7
GE	JVM-4	670X2	4200 PRIMARY	35:1	3
GE	JVM-5	670X45	12000 PRIMARY	100:1	2
IT		460-480	250 PRIMARY		4
IT		LR60545			1
IT	PTG5	PTG5-1-110-	12470 PRIMARY	103.92:1	3
ITE		450-288	288 PRIMARY	2:4:1	3
ITE		7525A70G10			1
ITE		CP-6-401567-K1	480 PRIMARY		1
ITE		PT6400765K-11	480 PRIMARY		3
ITE		PT6400765K-7	288 PRIMARY		3

MFG	TYPE	CAT #	PRIMARY VOLTS	RATIO	QTY
ITE		PTG3-2-60-422FF	PRIMARY	4200:120	2
ITE	CP-6	401567-K1	480 PRIMARY	480:1	1
ITE	PT	7525A51G02	4200 PRIMARY	35:1	2
ITE	PT-6	400765K11	480 PRIMARY	4:1	4
ITE	PT-6	400765-K4	600 PRIMARY	120:1	1
ITE	PT-6	400765-K8	480 PRIMARY	4:1	3
ITE	PT-6	C713120168000024	600 PRIMARY	5:1	1
ITE	PTG5	PTG5-1-110-123F	12000 PRIMARY	100:1	2
JE		636-2491			1
JE		636-2531			1
MTT		636-1161	250 PRIMARY		4
NECO		302A3600VT-12	2300 PRIMARY	100:1	2
PCC		XV15288	288 PRIMARY	1:1	9
PT		3293934			4
PT		PT5-2-45-422FF	4200 PRIMARY	35:1	1
SA	AC-380	25-205-350-002	4160 PRIMARY	36.17:1	1
SQD		450R-288	288 PRIMARY		5
SQD		9070T1000D3	120 PRIMARY		1
SQD		E200			1
SQD		KF500D3			1
SQD	ICT	9070T3000D1			1
WEST		429980			1
WEST		1366246		15:5	1
WEST		1483792-E	1200 PRIMARY	100:1	1
WEST		254A476G03	480 PRIMARY	4:1	1
WEST		254A481G04			1
WEST		261A447G01	2400 PRIMARY	20:1	2
WEST		7526A05G04			5
WEST		7526A10G02	288 PRIMARY	2:4	1
WEST		827D99460	230 PRIMARY	50:1	2
WEST	PPM	7526A76G04	480 PRIMARY	4:1	1
WEST	PT	851643	2400 PRIMARY	20:1	1
WEST	PT	1483797-A	150 PRIMARY	20:1	2
WEST	PT	1483798-D	4200 PRIMARY	35:1	2
WEST	PT	1483802-A	14400 PRIMARY	120:1	2
WEST	PT	1629985-A	2400 PRIMARY	20:1	7
WEST	PT	2494990G07	12000 PRIMARY	100:1	3

Fuses

MFG	TYPE	CAT #	AMPS	VOLTAGE CLASS
AC/SA	N/A	48FM12X-4	12X	2.4-4.8KV
AC/SA	N/A	48FM18R-5	N/A	
AC/SA	N/A	48FM18R-5G	18R	5.08KV
AC/SA	N/A	48FM18X-5	18X	
AC/SA	N/A	48FM4X-4	4X	2.4-4.8KV
AC/SA	N/A	48FM6R-4G	6R	2.4-4.8KV
AC/SA	N/A	48FM6X-4	6X	2.4-4.8KV
AC/SA	N/A	48FM9R-4	9R	2.4-4.8KV
AC/SA	N/A	48FM9X-4	9X	2.4-4.8KV
AMC		450-480		
BUSSFUSE	N/A	JCY200E	200	
BUSSMN		JCL-6R		5KV
BUSSMN		KRP-C-601	200	0.6KV
BUSSMN	9R	JCK-9R	200	2.54KV
BUSSMN	DBL	587C908H04	800	
BUSSMN	DBL	KAF-600	600	
BUSSMN	HRC	15.5CAVH1E	1E	15.5KV
BUSSMN	JCW	JCW-1/2E	0.5	5.5KV
BUSSMN	N/A	15CLPT-5E	N/A	15.5KV
BUSSMN	N/A	203B350H03	300	
BUSSMN	N/A	5CLPT-1E		5.5KV
BUSSMN	N/A	DG09-20	4000	L
BUSSMN	N/A	FRS-R-200		
BUSSMN	N/A	JCK-6R	170	
BUSSMN	N/A	JCL-A-6R	170	5.08KV
CEFCO		CLL-4000	4000	0.6KV
CH		A500T1E	1E	2.5/5.0KV
CH	CL	15CLPT-5	4	14.4KV
CH	CLE-300E	5981C67G01	300E	5.5KV
CH	CLE-PT	677C453G06	10E	15.5KV
CH	CL-PT	15CLPT-.5	0.5	15.5KV
CH	L	6DSL-B1600	1600A	0.6KV
CH	N/A	591C248G07	1E	N/A
CHANCE	K-MATE 12	P705-0058	12	15KV
CHANCE	K-MATE 12	P705-0074	12	25KV
CHANCE	K-MATE 12	P705-0075	12	35KV
CHANCE	K-MATE 25	P705-0173	25	15KV
CHANCE	K-MATE 25	P705-0310	25	35KV
COM T	N/A	23F400	40	23KV
COOPER	N/A	FAH23KV12K	N/A	23KV
COOPER	N/A	FAH23KV25K	25	23KV
COOPER	N/A	FAH8KV12K	500	8.3KV
COOPER	N/A	OUTDOOR NX	40	23KV

MFG	TYPE	CAT #	AMPS	VOLTAGE CLASS
COOPER	NX	FA4H40	40	15.5KV
ECON	55BA	LEF-1200	1200	
ECON	L	LCL-1600	1600	0.6KV
FUSETRON	N/A	FRS-375	375	0.6KV
FUSETRON	RK-5	FRN-R200	200	
FUSETRON	SM-5	130400-R4	250	4.16KV
GE		218A4293P18RB	18R	4.8KV
GE		218A4293P4RB	80KA	4.8KV
GE		9F60AAB002	2E	2.4KV
GE	12R	218A4293P12RB	80	4.8KV
GE	9R	218A4291P9RA	9R	2.4KV
GE	CLF	218A4291P4RA	4R	2.4KV
GE	CLF	G8FB1600	1600	
GE	CLF	GF30W16	1600	0.6KV
GE	CLF	GF6B6	6	0.6KV
GE	CLF	GF8B1000	1000	0.6KV
GE	CLF	GF8B1200	1200	
GE	CLF	GF8B1600	1600	0.6KV
GE	CLF	GF8B2000	2000	0.6KV
GE	CLF	GF8B400	400	0.6KV
GE	CLF	GF8B600	600	0.6KV
GE	EJ0	6353370G4	3	15KV
GE	EJ0-1	0178L0611G14	300	2.4KV
GE	EJ0-1	6193405G15	80	2.5KV
GE	EJ0-1	6193405G17	125	2.4KV
GE	EJ0-1	6193405G18	150E	2.75KV
GE	EJ0-1	6193406G19	200	5.5KV
GE	EJ0-1	6193481G19	20	7.2KV
GE	EJ0-1	6193496G15	80	15.5KV
GE	EJ0-1	6193496G16	100	15.5KV
GE	EJ0-1	6193496G6	7	14.4KV
GE	EJ0-1	9F60DJD003	3	5.5KV
GE	EJ0-1	9F62HCB050	50	5.5KV
GE	EJ-01	6193406G17	125	5.5KV
GE	EJ0-1 DD	9F60HJD150	150E	5.5KV
GE	EJ0-1C	9F60DJB003	3	2.75KV
GE	EJ0-1C	9F60DMH010	10	15.5KV
GE	EJ0-1C	9F60DNJ005	5	25.8KV
GE	EJ0-1C	9F62HDD025	25	15.5KV
GE	EJ0-1D	960FNJ015	15	25.8KV
GE	EJ0-1D	960FNJ020	20	25.8KV
GE	EJ0-1D	9F60FMH050	50	15.5KV
GE	EJ0-1D	9F60FNJ030	30	25.8KV

MFG	TYPE	CAT #	AMPS	VOLTAGE CLASS
GE	EJ0-1D	9F62DDD080	80	15.5KV
GE	EJ-0-1D	9F62DDD050	50E	15.5KV
GE	EJ0-1DD	9F60HJD200	200	5.5KV
GE	EJ0-1DD	9F60HMH100	100	15.5KV
GE	EJ0-1DD	9F60HNJ065	65	25.8KV
GE	EJ0-1DD	9F60HNJ080	80	25.8KV
GE	EJ0-1DD	9F60HNJ100	100	25.8KV
GE	EJ0-1DD	9F62FDD200	200	15.5KV
GE	EJ-1	0195X0851G1	125	14.4KV
GE	EJ-1	0195X0851G2	150	15KV
GE	EJ-1	0195X0851G3	175	14.4KV
GE	EJ-1	195X851G7	125	14.4KV
GE	EJ-1	195X851G8	150	14.4KV
GE	EJ-1	6114008G13	0.5	15KV
GE	EJ-1	6114304G8	2E	
GE	EJ-1	6193403G7	10	2.75KV
GE	EJ-1	6193404G10	25	4.8KV
GE	EJ-1	6193404G5	5	5KV
GE	EJ-1	6193404G6	7	5KV
GE	EJ-1	6193404G7	10	5.5KV
GE	EJ-1	6210412G29	7	5KV
GE	EJ-1	6293011G13	2	4.8KV
GE	EJ-1	6293011G19	0.5	14.4KV
GE	EJ-1	6293011G2	2	2.4KV
GE	EJ-1	6293011G20	1E	15 KV
GE	EJ-1	6293011G21	25	14.4KV
GE	EJ-1	6293011G3	2	5.5KV
GE	EJ-1	6293011G7	.5E	4.8KV
GE	EJ-1	6293011G8	1	4.8KV
GE	EJ-1	6293074G5	7	2.4KV
GE	EJ-1	9F60AAB001	1	2.4KV
GE	EJ-1	9F60BBD001	2E	5.5KV
GE	EJ-1	9F60BBD003	3	5.5KV
GE	EJ-1	9F60BBD905	0.5E	5.5KV
GE	EJ-1	9F60BDD002	2E	5.5KV
GE	EJ-1	9F60BHH001	1E	15.5KV
GE	EJ-1	9F60BHH002	2E	15.5KV
GE	EJ-1	9F60BHH905	0.5E	15.5KV
GE	EJ-1	9F60CED007		
GE	EJ-1	9F60KFH150	150	14.4KV
GE	EJ-1	9F60KLH125	125	14.4KV
GE	EJ-1	G73/GEI-10951	250	27.5KV
GE	EJ-1C	9F60CJH003	3	15.5KV

MFG	TYPE	CAT #	AMPS	VOLTAGE CLASS
GE	EJ-1DD	9F60GJC325	325	4.76KV
GE	EJ-1DD	9F60GKD250	250	5.5KV
GE	EJ-2	177L108G21	9R	2.4KV
GE	EJ-2	177L109G23	12R	5.08KV
GE	EJ-2	9F60LCB806		2.54KV
GE	EJ-2	9F60LCB809	9R	
GE	EJ-2	9F60LJD806	2400	2.4KV
GE	EJ-2	9F6GMCD818	2400	N/A
GE	EJ-2 DD	9F60MJD218	400	5KV
GE	EJ-2D	9F60LCB206	6R	2.54KV
GE	EJ-2D	9F60LCB506	6R	2.54KV
GE	EJ-2D	9F60LCB802	2R	2.54KV
GE	EJ-2D	9F60LCB803	N/A	2.5KV
GE	EJ-2D	9F60LCB806	6R	2.54KV
GE	EJ-2D	9F60LCB812		2.54KV
GE	EJ-2D	9F60LJD206	6R	5.08
GE	EJ-2D	9F60LJD503	3R	5.08KV
GE	EJ-2D	9F60LJD506		5.08KV
GE	EJ-2D	9F60LJD803		5.08KV
GE	EJ-2D	9F60LJD812	12R	5.08KV
GE	EJ-2DD	9F60MCB818	75	2.54KV
GE	EJ-3	6293041G28	100	14.4KV
GE	EJ-3	6293041G33	100	15KV
GE	EJO-1	9F62FCB450		5.5KV
GE	EJO-1D	9F62DDD065	65E	15.5KV
GE	EJO-1DD	9F60HMH065	65E	15.5KV
GE	L	GF8B1000	1000	0.6KV
GE	L	GF8B800	800	
GE	N/A	218A4291P6RA	170	2.4KV
GE	N/A	218A4293P6RB	6R	4.8KV
GE	N/A	9F60CED005		5.5KV
GE	N/A	9F60FDJ100		5.5KV
GE	N/A	ABWNA	2E	5.5KV
GECA	N/A	CLU1200	1200	4.8KV
HI-CAP		KRP-C1600	1600	
HI-CAP	HRC-L	KRP-C1000	1000	0.6KV
HI-TECH	N/A	HTF-001	N/A	8.3KV
HI-TECH	N/A	HTFX254030	30	23KV
ITE	CL	427546	30	13.8KV
ITE	CL	427551	100	13.8KV
ITE	CL	427595	170	13.8KV
ITE	CL-13	211-313-977	125	15.5KV
ITE	CL-14	225-007-976	100	15.5KV

MFG	TYPE	CAT #	AMPS	VOLTAGE CLASS
ITE	CL-14	225-007-977	125	15.5KV
ITE	CLB	208212937	10	5.5KV
ITE	CLF	487516	200E	48KV
ITE	JF	317B487H04	3	
ITE	N/A	427516	200	4.8KV
ITE	N/A	211313951	300	5.5KV
LFS		15NLE2-100E	100E	15.5KV
LIMITRON	HRC-L	KLU 1000	600	
MCGRAW	NX FUSE	FA8A150	50	4.3KV
NORBERG	HIGH VOLTAGE	200-9R-1C-5.5	200	5.5KV
REL	LEF	71-142-200-005	1200	.6KV
RTE	N/A	3565040M31	40	23KV
RTE	N/A	3595090MSLEV	90	23KV
S&C	CL	270000		4.8KV
S&C	FUSISTOR	270001-R4	1	5KV
S&C	N/A	132200-R4	125	14.4KV
S&C	N/A	132275-R4	125	14.4KV
S&C	N/A	262200-R4	125	14.4KV
S&C	SM	134250-R4	150	34.5KV
S&C	SM-38	86682	400	15.5KV
S&C	SM-4	121060-R3	40	7.2KV
S&C	SM-4	122075-R4	50	14.4KV
S&C	SM-4	122250-R3	150	14.4KV
S&C	SM-4	122300-R4	200	14.4KV
S&C	SM-4	251275-R4	175	7.2KV
S&C	SM-48	86762	200	15.5KV
S&C	SM-5	86182	400	15.5KV
S&C	SM-5	86352	400	15.5KV
S&C	SM-5	130600-R4	400	4.16KV
S&C	SM-5	131050-R3	30	7.2KV
S&C	SM-5	131275-R4	175E	7.2KV
S&C	SM-5	131400-R3	250	7.2KV
S&C	SM-5	131400-R4	250	7.2KV
S&C	SM-5	131600-R4	250E	7.2KV
S&C	SM-5	132125-R4	80	14.4KV
S&C	SM-5	132200-R3	125	14.4KV
S&C	SM-5	132300-R4	200	14.4KV
S&C	SM-5	132600-R4	400	
S&C	SM-5	262300-R3	200	14.4KV
S&C	SM-5C	86692	400E	14.4KV
S&C	SM-5S	86812-R1	400	
S&C	SMD-2B	QA-53969	100	13.8KV
S&C	SM-M	142040-R1	40	14.4KV

MFG	TYPE	CAT #	AMPS	VOLTAGE CLASS
SA	L	LCL800	800	
SA	N/A	27200	1/2E	14.4KV
SHAWMIUT	55	A4BY6000	6000	0.6KV
SHAWMUT	4	A6Y800	800	0.6KV
SHAWMUT	55	A4BY1600	1600	
SHAWMUT	55	A4BY2000	2000	0.6KV
SHAWMUT	55	A4BY3000	3000	0.6KV
SHAWMUT	55	A4BY800	800	0.6KV
SHAWMUT	58	A6Y600	600	0.6KV
SHAWMUT	12R	A480R-12R	12R	
SHAWMUT	35A	A6Y800	800	
SHAWMUT	4R	A240R-4R	80KA	
SHAWMUT	55AE	A4BX800	800	
SHAWMUT	55AK	A4BY1200	1200	
SHAWMUT	55AK	A4BY1600	1600	
SHAWMUT	55AL	A4BX1600	1600	0.6KV
SHAWMUT	55AL	A4BY1000	1000	0.6KV
SHAWMUT	55AL	A4BY1200	1200	.6KV
SHAWMUT	55AL	A4BY2000	2000	
SHAWMUT	55AL	A4BY2500	2500	0.6KV
SHAWMUT	55ALCP	A4BY1200	1200	
SHAWMUT	55ALCP	A4BY800	800	
SHAWMUT	55BA	A4BY1200	1200	0.6KV
SHAWMUT	55BA	A4BY800	800	.6KV
SHAWMUT	BG	A4BX1600	1600	
SHAWMUT	BG	A4BY1000	1000	
SHAWMUT	BG	A4BY1000	1000	
SHAWMUT	BG	A4BY1200-BG	1200	
SHAWMUT	BG	A4BY1600	1600	0.6KV
SHAWMUT	CL	211-313-949	200E	5.5KV
SHAWMUT	CL	211-313-951	300E	5.5KV
SHAWMUT	CL	A4BX2500-GE	2500	0.6KV
SHAWMUT	CL-13	211-313-979	200	14.4KV
SHAWMUT	CL-14	225-007-951	300E	5.5KV
SHAWMUT	CL-14	225-007-973	50E	15.5KV
SHAWMUT	CL-14	225-007-974	65E	15.5KV
SHAWMUT	CL-14	225-007-979	200	15.5KV
SHAWMUT	CLASS J	A4J600	600	0.6KV
SHAWMUT	CLASS J	A4J600N	600	0.6KV
SHAWMUT	CS-3	A055F1D0R0-80E	80E	5.5KV
SHAWMUT	CS-3	A1550X80E-10		15.5KV
SHAWMUT	CS-3	A155F1D0R0	80	15.5KV
SHAWMUT	CS-3	A550X150E-1	150b	5.5KV

MFG	TYPE	CAT #	AMPS	VOLTAGE CLASS
SHAWMUT	J	A4J400	400	0.6KV
SHAWMUT	K-DON	A4BY2000-AL	2000	
SHAWMUT	L	A4BY2000	2000	0.6KV
SHAWMUT	L	A500T38	3E	
SHAWMUT	N/A	5ACLS-3R		5.08KV
SHAWMUT	N/A	A240R-12R	12R	
SHAWMUT	N/A	OT5150	150	
SHAWMUT	PT	A480T1E	1E	
SHAWMUT	RK5	TRS150R	150R	0.6KV
SHWMUT	55	A4BY1200	1200	.6KV
SHWMUT	55	A4BY400	400	.6KV
SHWMUT	55AL	A4BY600	600	.6KV
SHWMUT	N/A	A6K10	10	K-1
SHWMUT	PT	A480T3E	3E	4.8KV
SQD			65E	17.5KV
SQD		175GXMSJD80E	80	17.5KV
SQD	200E	155GXQJSD	200	15.5KV
WEST		5980C01G04	5000	
WEST		678C292G02	450A	4.8KV
WEST	B-16	317B487HO2	0.5	5KV
WEST	BA	1318511	400	7.5KV
WEST	BA-400	116D977A28	30	14.4KV
WEST	BA-400	116D977A35	150	14.4KV
WEST	BA-400	116D977A37	250	14.4KV
WEST	BAL	1247219	0.5	15KV
WEST	BAL	1291963	5	5KV
WEST	BAL	1318723	100	5.0KV
WEST	BAL	1291964B	5	7.5KV
WEST	BAL	1291965B	5	15KV
WEST	BAL	1318710A	50	2.5KV
WEST	BAL	1318716A	200	2.5KV
WEST	CL	310C198G02	200	14.4KV
WEST	CLE-1	310C095G12	50	4.8KV
WEST	CLE-1	310C095G14	80	4.8KV
WEST	CLE-1	310C095G17	150	4.8KV
WEST	CLE-1	449D797G09	200E	2.75KV
WEST	CLE-10	758C433A29	5	4.8KV
WEST	CLE-2	310C905G11	300E/325X	4.8KV
WEST	CLE-2	439D482G05	100-E	15.5KV
WEST	CLE-2	439D482G06	125X	14.4KV
WEST	CLE-2	4490636G02	200E	8.3KV
WEST	CLE-2	449D636G02	200E	8.3KV
WEST	CLE-2	449D797G13	250E/250X	2.75KV

MFG	TYPE	CAT #	AMPS	VOLTAGE CLASS
WEST	CLE-22	678C299G02	300	2.4-4.8KV
WEST	CLE-600	449D595G02	600E	5.5KV
WEST	CLE-PT	677C452G01	0.5	4.8KV
WEST	CLE-PT	677C452G03	0.5	14.4KV
WEST	CLE-PT	677C452G06	1	4.8KV
WEST	CLE-PT	677C452G08	1	14.4KV
WEST	CLE-PT	677C453G03	3	14.4KV
WEST	CLE-PT	677C453G04	10	4.8KV
WEST	CLE-PT	677C453G06	10	14.4KV
WEST	CLE-PT	677C592G03	1	2.4KV
WEST	CLE-PT	677C592G04	2	2.4KV
WEST	CLS	140D045G01	550	2.75-5.5KV
WEST	CLS	140D045G02	700	2.75-5.5KV
WEST	CLS-1	676C546G15	2R	5.08KV
WEST	CLS-12	129D696G03	90	2.4-4.8KV
WEST	CLS-12	129D696G04	110	2.4-4.8KV
WEST	CLS-12	129D696G07	225	2.4/4.8KV
WEST	CLS-12	151D933G01	200	5.08KV
WEST	CLS-12	151D933G02	12R	5.08KV
WEST	CLS-12	449D361G05	130	2.4-4.8KV
WEST	CLS-12	449D361G07	225	2.4/4.8KV
WEST	CLS-12	449D362G08	200	2.4-4.8KV
WEST	CLS-12	449D597G02	50	2.8-5.5KV
WEST	CLS-12	449D597G03	3R	5.08KV
WEST	CLS-12	449D597G04	4R	5.08KV
WEST	CLS-12	449D597G05	5R	5.08KV
WEST	CLS-12	449D597G06	130	2.8-5.5KV
WEST	CLS-15	591C142G02	2R	2.54KV
WEST	CLS-15	591C142G05	5R	2.54KV
WEST	CLS-2	304C463G04	400	2.4-4.8KV
WEST	CLS-21	129D686G01	400	2.4-4.8KV
WEST	CLS-22	129D686G02	300	2.4-4.8KV
WEST	CLS-22	151D933G03	18R	5.08KV
WEST	CLT-2	151D927G02	150	15.5KV
WEST	CLT-2	151D927G021	150	15.5KV
WEST	CX	5978C66G03	65C	4.3KV
WEST	DSL LIMITER	140D316G10	1200	0.6KV
WEST	DSL LIMITER	140D316G11	1600	0.6KV
WEST	DSL LIMITER	140D316G12	2000	0.6KV
WEST	DSL LIMITER	151D932G09	2500	0.6KV
WEST	GCLS15	6379D26H06	3R	5.5KV
WEST	GCLS15	6379D26H12	9R	5.5KV
WEST	N/A	1081323-B	2300	

MFG	TYPE	CAT #	AMPS	VOLTAGE CLASS
WEST	N/A	140D316G17	1200	
WEST	RBA-200	677C370G02	200	15.5KV
WEST	RBA-RBD	423D815A45	300	15.5KV
WEST	RBA-RBD-200	423-D-814-A-36	150	15.5KV
WEST	RBA-RBD-200	423D814A38	200	15.5KV
WH	CLS-12	449D597G03	100 (3R)	5.08

MAGNEBLAST BOTTLE REPOTTING

Magne-Blast switchgear maintenance requires more than care and upgrading of the circuit breakers. The primary disconnects that they plug into are the next critical link that needs to be maintained as well. NPE's bottle repotting program does just that by:

- Removing old cracked/leaking potting material
- Ensuring proper alignment in a test fixture
- Replacing all potting and insulation to prevent future leaks and ensure safe operation
- Reducing down time with repotted bottles from NPE stock, and returning existing as cores or sending in yours for repotting

NPE's inventory plus experience ensures proper buss alignment and reduces downtime in the field!



NEED IT NOW??

We are now stocking “ready to go” reconditioned equipment along with our vast selection of aftermarket parts that can be shipped immediately.

- **Circuit Breakers**
- **AM Raise Lower Mechanisms**
- **Re-Potted Magneblast Bottles**
- **Aftermarket Parts**

